

Compressors, Chillers & Condensers

PART NUMBERING GUIDE

SEMI-HERMETIC
COPELAND
REMANUFACTURED

CARLYLE REMANUFACTURED COPELAND COMPRESSOR GUIDE TO PART NUMBERING SYSTEM

COMPRESSOR FAMILY SERIES

Either a number or a letter established for each product model.

X

DISPLACEMENT & VALVE PLATE

A letter assigned for each different displacement or valve plate within a family (also for unloading and low temp)

X

COMPRESSOR MOTOR TYPE

Code	Phase	Description
C	1	Capacitor Run - Cap. Start
I	1	Induction Run - Cap. Start
F	3	6 Lead, PW or XL (not 575V)
T	3	Misc. - Single Voltage, 3 Lead - Dual Voltage, 9 Lead

X

OIL TYPE

Type	Code
Mineral	O
Alkyl	A
FCE	E

X

X

X

COMPRESSOR MOTOR PROTECTOR

Code	Type Of Protection
A	External Line Break
F	Internal Line Break
S	Internal Solid State Sensing

X

X

X

MOTOR COOLING

Code	Description
R	Refrigerant Cooled (Standard)
A	Air Cooled
D	Refrigerant Cooled (Discus)

COMPRESSOR MOTOR RATING

Nominal (HP)	Code
1/2	005
3/4	007
1	010
1-1/2	015
5	050
7-1/2	075
10	100
15	150
20	200
22	220
25	250
30	300
35	350
40	400

ELECTRICAL CODES

60 Hz	
Volt - Ph.	Code
115 - 1	A
208/230 - 3	C
460 - 3	D
208/230/460 - 3	K
230/460 - 3	N
200 - 3	U
208/230 - 1	V

MODEL VARIATION

A number assigned to indicate major variations within one family series

Compressors,
Chillers, Condensers

Motors

Electrical

Heating
Components

Indoor Air
Quality

Thermostats

Oils &
Chemicals

Accessories, Supplies
& Commodities

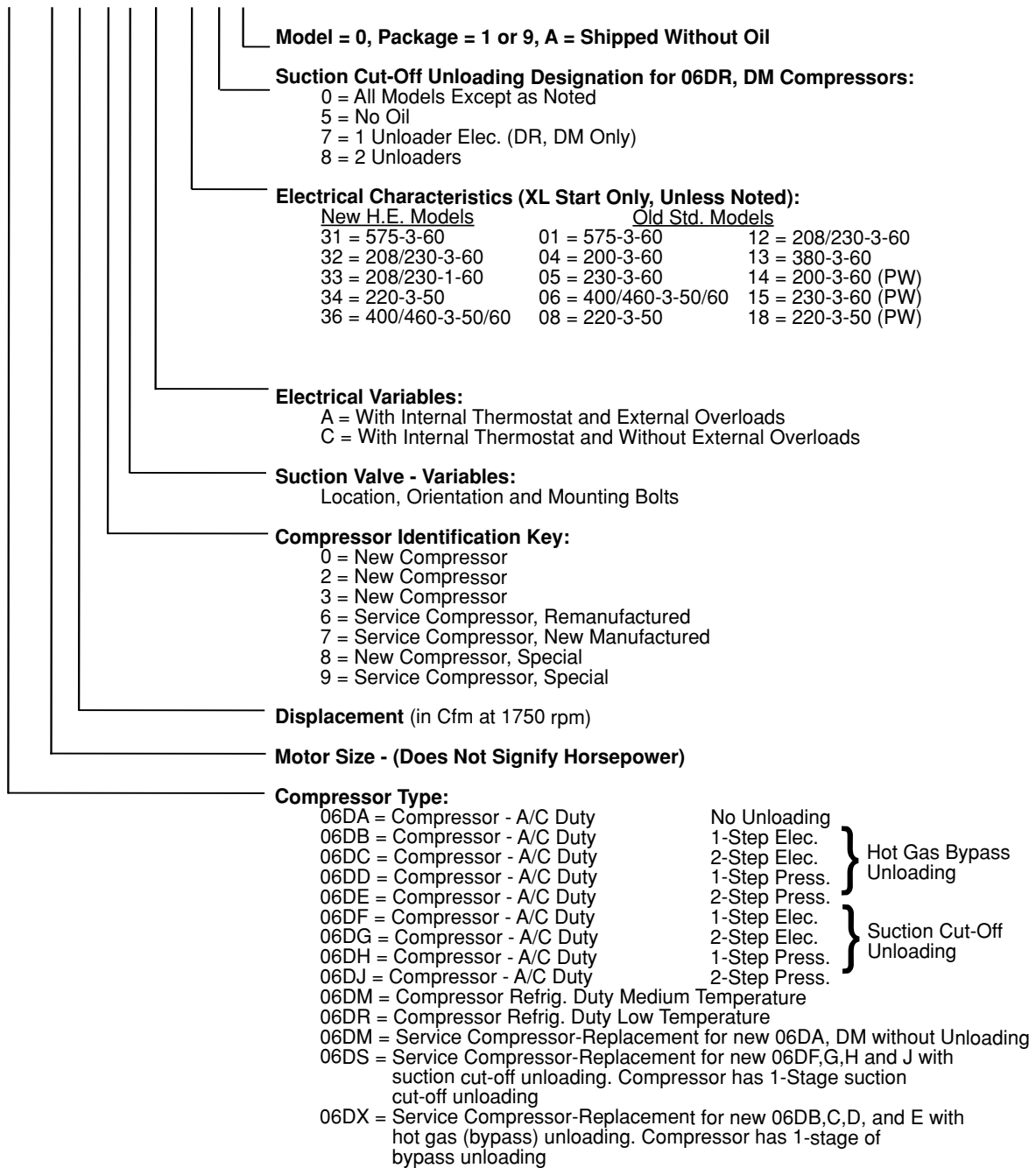
Tools &
Instruments

Refrigeration

1.0 — GENERAL COMPRESSOR AND CUSTOMER INFORMATION

1.1 — Compressor Model Number Significance 06D COMPRESSORS

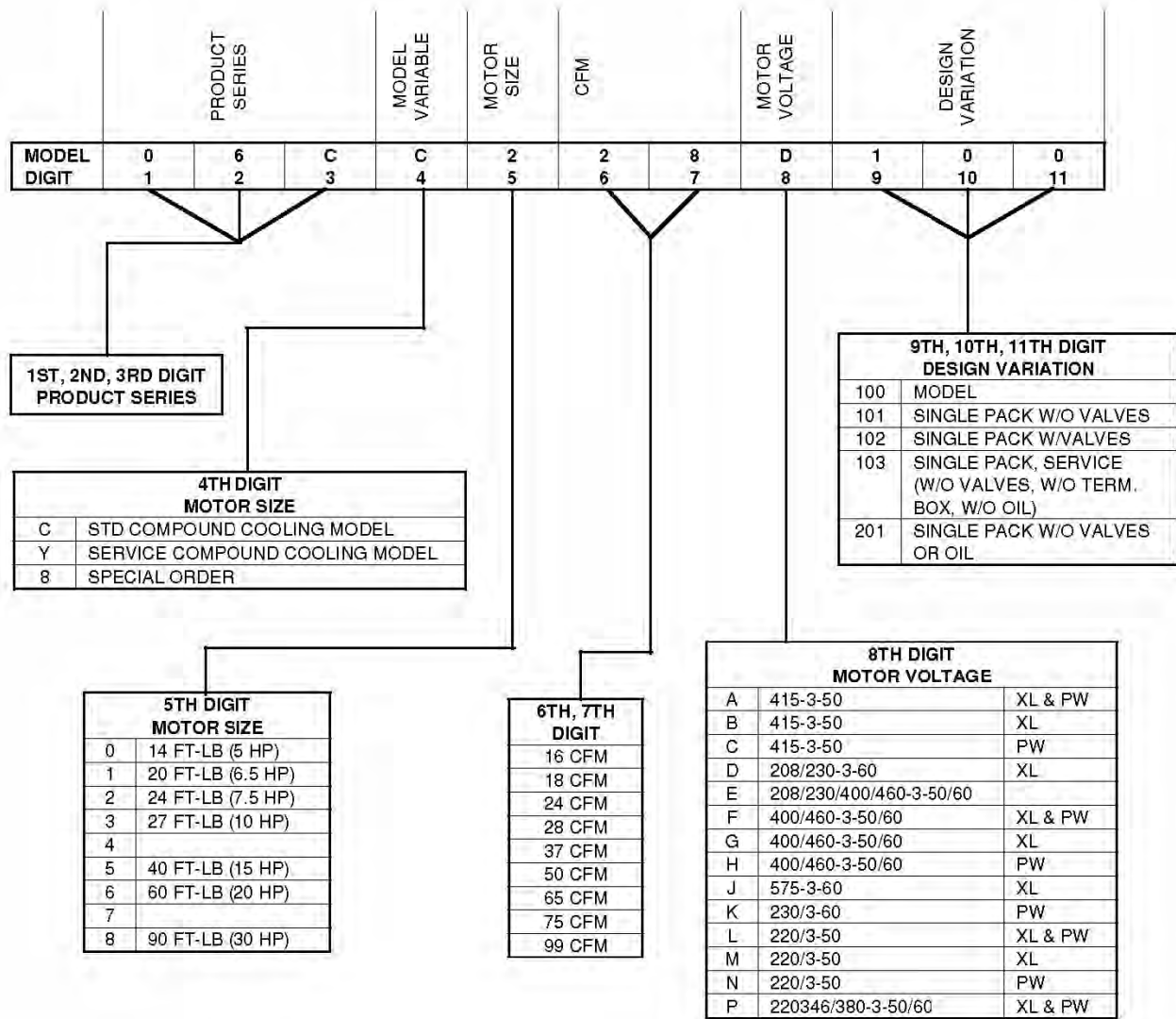
06DR 3 37 0 D A 36 5 A - (RP)**



**Refrigeration Partner

Compressors, Chillers & Condensers

PART NUMBERING GUIDE SEMI-HERMETIC CARLYLE 06CC/CY



Compressors, Chillers & Condensers

Compressors, Chillers, Condensers

Motors

Electrical

Heating Components

Indoor Air Quality

Thermostats


Oils & Chemicals

Accessories, Supplies & Commodities

Tools & Instruments

Refrigeration

PART NUMBERING GUIDE SEMI-HERMETIC CARLYLE 06D



1ST, 2ND, 3RD DIGITS
SIGNIFY 06D SEMI HERMETIC
RECIP COMPRESSOR

4TH DIGIT UNLOADER VARIABLE			
LETTER	STANDARD	SERVICE	BOTH
A	X		
B	X		
C	X		
D	X		
E	X		
F	X		
G	X		
M		X	
N		X	
R		X	
W		X	
X	X	X	
Y		X	
S		X	
H	X		
J	X		

5TH DIGIT VARIABLE	MOTOR SIZES		
	2 CYL	4 CYL	6 CYL
0		3 HP	
1	2 HP		5 HP
2			24 LBFT
3		5 HP	27 LBFT
4	3 1/2 HP		
5		5 1/2 HP	38 LBFT
6			
7		5 HP	20 LBFT
8	3 HP	20 LBFT	24 LBFT
9			

6TH & 7TH DIGITS CFM	CRANKCASE ASSEMBLY NO.	CYL BORE
07	6D20-249	1-11/16
08	6D23-249	2
09	6D23-249	2
13	6D48-249	2
16	6D48-249	2
18	6D48-249	2
20	6D48-249	2
24	6D69-259	2
25	6D75-249	2
28	6D75-249	2
37	6D75-249	2
41	6D75-249	2

8TH DIGIT	KEY NO. SIGNIFICANCE
0	PROD. MOD. W/T-BOX
1	PKG. CPRSR. & CONTROL BOX
2	OEM A/C CPRSR.
3	TYLER MODELS
4	TECUMSEH OEM MODELS
5	FUTURE USE
6	REMAN. SERVICE CPRSR.
7	NEWMAN SERVICE CPRSR.
8	SPECIAL ORDER ONLY
9	SERV. SPEC. OR SEE NOTE 1

10TH DIGIT	OVERLOAD & T STAT. VARIABLE SEE NOTE 2		DESCRIPTION
	EXTL. OVLD.	INTL. T RAT.	
A	YES	YES	
B	YES	NO	
C	NO	YES	
D	NO	NO	
E	YES	YES	1ST OVERLOAD VARIATION
F	YES	NO	1ST OVERLOAD VARIATION
G	YES	YES	MANUAL RESET OVERLOADS
T	NO	YES	TECUMSEH SERVICE MODELS

13TH DIGIT	FUTURE DESIGN VARIABLES	
0	ORIGINAL DESIGN A/C & REFRIG.	
1	2ND GENERATION REFRIG. CPRSR. W/NEW VALVE PLATE	
2	MED. RANGE A/C CPRSR. WITH REFRIG. CHARACTERISTICS	
3	LOW CLEARANCE VOLUME	
4	SUCTION CUT-OFF	1 STEP
5	ELECTRIC UNLOADERS	
6	CILLESS	
7	SUCTION CUT-OFF	1 STEP
	ELECTRIC UNLOADERS	

14TH DIGIT	PACKAGING VARIATIONS
0	SERVICE UNIT SINGLE PACK - BASE UNIT UNPACKAGES
1	SINGLE PACK - DOMESTIC LESS SERVICE VALVE
2	MULTI-PACK - DOMESTIC
3	EXPORT - 1 UNIT
4	MULTI-PACK
5	PALLETIZED
6	GOVERNMENT PACK
7	SINGLE PACK - DOMESTIC WITH SERVICE VALVE
8	MATCHED COMPONENTS - CONSISTS OF SEPARATE EXPORT PACKAGE PIECES
A	SEE NOTE #1 ABOVE

11TH & 12TH DIGITS	ELECTRICAL CHARACTERISTICS VOLTS-PHASE-HERTZ	START
00		XL
01	575 - 3 - 60	XL
02	200 - 1 - 60	XL
03	230 - 1 - 60	XL
04	200 - 3 - 60	XL
05	230 - 3 - 60	XL
06	400/460 - 3 - 50/60	XL
07	230 - 1 - 50	XL
08	220 - 3 - 50	XL
09	SEE NOTE 3	XL
10	230 - 2 - 60	XL
11	460 - 3 - 60	XL
12	208/230 - 3 - 60	XL
13	360 - 3 - 60	XL
14	200 - 3 - 60	P/W
15	230 - 3 - 60	P/W
18	220 - 3 - 50	P/W
19	230/460 - 3 - 60	XL
21	575 - 3 - 60	XL
26	400/460 - 3 - 50/60	XL
31	575 - 3 - 60	XL
32	208/230 - 3 - 60	XL
36	400/460 - 3 - 50/60	XL
38	415 - 3 - 50	P/W
39	415 - 3 - 50	XL
33	208/230 - 1 - 60	XL
34	220 - 3 - 50	XL

9TH DIGIT	SUCTION SERVICE VALVE VARIABLES			VALVE ORIENTATION
	LOC. OF VALVE	M.E.COV. DESC.		
A	MOTOR END	2 BOLT	30°	
B	MOTOR END	4 BOLT	30°	
C	MOTOR END	2 BOLT	90°	
D	MOTOR END	4 BOLT	90° OR 180°	
E	MOTOR END	2 BOLT	150°	
F	PUMP END	PLAIN	270°	
G	PUMP END	PLAIN	225°	

Compressors, Chillers & Condensers

PART NUMBERING GUIDE SEMI-HERMETIC CARLYLE 06E

