

## HONEYWELL® ELECTRONIC AIR CLEANERS

Advanced 3-Stage Filtration Technology - TrueCLEAN uses an unique three-step process that cleans the air in your home like never before. The Charge-Capture-Destroy process not only captures more particles than traditional media filters, but also deactivates up to 99% of those particles - keeping your home and family safe

Highly Effective - Captures a wide range of particles including airborne dust, pollen, smoke, mold spores and other bacteria

Replace Less Often - Lasts up to four times longer than a standard one-inch furnace filter.

Replace every 6-12 months

Out of Sight, Out of Mind - TrueCLEAN's noiseless operation and out-of-sight installation allows you to enjoy clean air in your home without interfering with your daily life



PART NO	DESCRIPTION	
FH8000F1625/U	TrueCLEAN 16X25 FURNACE MODEL UNIT	1
FH8000F2025/U	TrueCLEAN 20X25 FURNACE MODEL UNIT	1
PART NO	DESCRIPTION	
FH8000A1620/U	TrueCLEAN 16X20 AIR HANDLER UNIT	1
FH8000A2020/U	TrueCLEAN 20X20 AIR HANDLER UNIT	1
FH8000A2025/U	TrueCLEAN 20X25 AIR HANDLER UNIT	1

## REPLACEMENT FILTERS

PART NO	DESCRIPTION	
FR8000F1625/U	TrueCLEAN 16X25 REPLACEMENT FILTER	5
FR8000F2025/U	TrueCLEAN 20X25 REPLACEMENT FILTER	5
FR8000F1620/U	TrueCLEAN 16X20 REPLACEMENT FILTER	5
FR8000F2020/U	TrueCLEAN 20X20 REPLACEMENT FILTER	5
FR8000F2025/U	TrueCLEAN 20X25 REPLACEMENT FILTER	5

## TOTALINE® ELECTRONIC AIR CLEANERS

### TOTALINE® GOLD SERIES ELECTRONIC AIR CLEANERS

The Totaline Gold premium line of Electronic Air Cleaners is easy to install and wire. Contains a built-in Air Flow Sensor that cycles the air cleaner ON/OFF with the system fan. Modular design is user-friendly and easy for the consumer to maintain. Provides year-round comfort along with quiet operation, dependability, and low operating costs.



#### STANDARD FEATURES

- Lifetime Filter System never needs replacing – simply washes clean.
- Electronically removes dust, mites, pollen, tobacco smoke, cooking smoke and grease, mold, fungi, bacteria, viruses and more down to 0.01 micron.
- Light weight aluminum Collecting Cells are durable and easy to maintain.
- Cell guides ensure proper placement of collecting cells.
- Aluminum mesh Prefilters trap large particles like lint and hair.
- Electronic Air Proving Switch provides for quick and easy wiring.
- Field-adjustable, snap-in power board for optimal performance.
- Plug-in 110 Volt Cord (PC model) provides easy installation.
- Dual Indicator Lights show Air Cleaner is working properly at a glance.
- Galvanized heavy gauge steel cabinet for solid horizontal or vertical installations.
- Durable, scratch resistant powder coat paint finish.

#### OPTIONS AVAILABLE

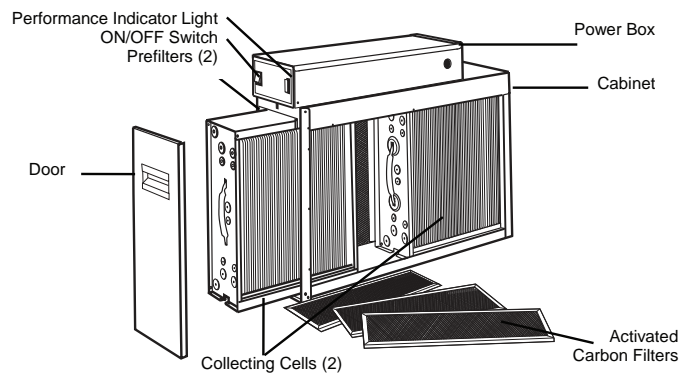
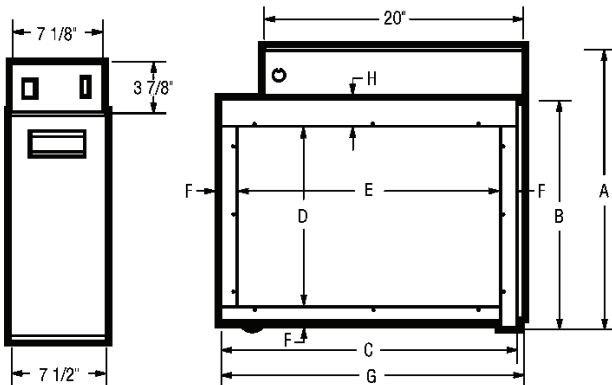
- Activated Carbon After Filters help remove odors.
- Plug-in 110 Volt Cord (PC model) provides easy installation.

#### LIMITED WARRANTY

- 5-year parts only warranty.

MODEL	P102-12	P102-14A	P102-14B	P102-20
UNIT WEIGHT	28 lb. 12.9 kg.	30 lb. 13.5 kg	33 lb. 15.3 kg	38 lb. 17.5 kg
POWER	120 V 60 Hz 30 Watts	120 V 60 Hz 30 Watts	120 V 60 Hz 30 Watts	120 V 60 Hz 30 Watts
HOUSE SIZE	<2400 ft <sup>2</sup> <222.96 m <sup>2</sup>	<3000 ft <sup>2</sup> <278.70 m <sup>2</sup>	2400 -3000 ft <sup>2</sup> 222.96 -278.70 m <sup>2</sup>	>3000 ft <sup>2</sup> >278.70 m <sup>2</sup>
AIRFLOW	up to 1200 CFM up to 2039 m <sup>3</sup> /hr	up to 1400 CFM up to 2379 m <sup>3</sup> /hr	up to 1400 CFM up to 2379 m <sup>3</sup> /hr	up to 2000 CFM up to 3398 m <sup>3</sup> /hr
DUCT SIZE	16 x 20 in. 40.5 x 51 cm	16 x 25 in. 40.5 x 63.5 cm	20 x 20 in. 51 x 51 cm	20 x 25 in. 51 x 63.5 cm

#### DIMENSIONS:



MODEL	A	B	C	D	E	F	G	H
P102-12	21 in. 53 cm	17 in. 43.5 cm	23-1/4 in. 59 cm	13-1/8 in. 33.5 cm	20-3/4 in. 53 cm	1-1/4 in. 3 cm	23-3/4 in. 60.5 cm	2-3/8 in. 6 cm
P102-14A	21 in. 53 cm	17 in. 43.5 cm	26 in. 66 cm	13-5/8 in. 34.5 cm	24 in. 61 cm	1 in. 2.5 cm	26-1/2 in. 67.5 cm	2-1/8 in. 5.5 cm
P102-14B	25-7/8 in. 66 cm	22 in. 56 cm	21-1/4 in. 54 cm	18 in. 46 cm	18-3/4 in. 47.5 cm	1-1/4 in. 3 cm	21-3/4 in. 55 cm	2-3/8 in. 6 cm
P102-20	25-7/8 in. 66 cm	22 in. 56 cm	26 in. 66 cm	18 in. 46 cm	23-1/2 in. 59.5 cm	1-1/4 in. 3 cm	26-1/2 in. 67.5 cm	2-3/8 in. 6 cm

## TOTALINE® ELECTRONIC AIR CLEANERS

### TOTALINE® GOLD SERIES RETURN AIR GRILLE MOUNT ELECTRONIC AIR CLEANER



The Totaline Gold Return Grille Mount Electronic Air Cleaner is for homes, condominiums, manufactured homes and applications where there is a common return grille rather than separate return air ducts from each room. It's a convenient indoor air quality solution for homes with attic or crawl space heating and air conditioning installations, allowing easy access to filters on the main floor. Larger homes with more than one return grille may require an additional return grille air cleaner to greatly improve indoor air quality.

#### STANDARD FEATURES

- Lifetime Filter System never needs replacing – simply washes clean.
- Electronically removes dust, mites, pollen, tobacco smoke, cooking smoke & grease, mold, fungi, bacteria, viruses & more down to 0.01 micron.
- Aluminum Collecting Cells are durable and easy to maintain.
- Electronic Air Proving Switch allows quick wiring and cycles air cleaner On/Off with system fan.
- User-friendly, swing out door allows quick and easy access to filters.
- Plastic intake grille is attractive and easy to wipe clean.



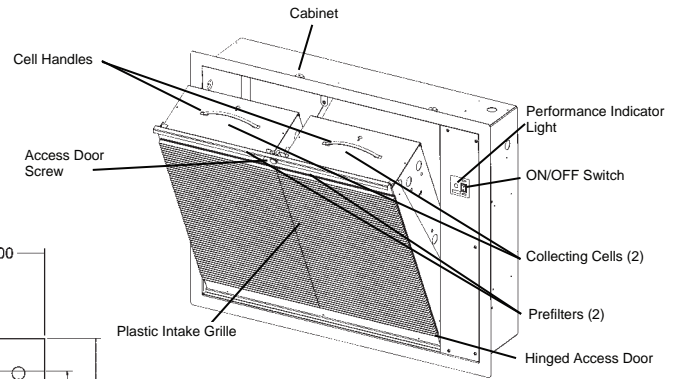
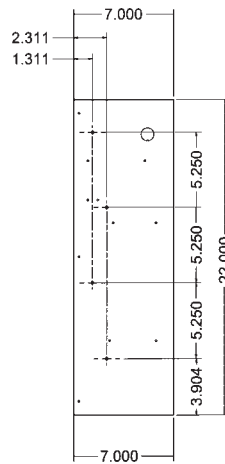
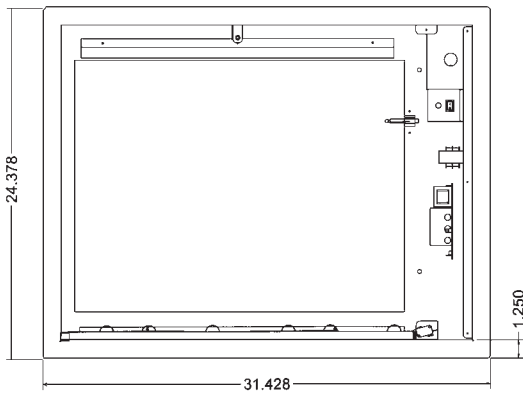
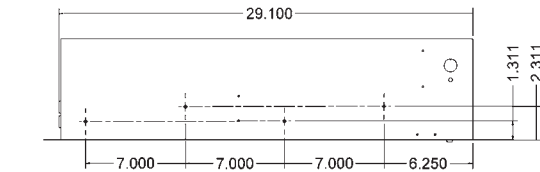
- Field-adjustable, snap-in power board for optimal performance.
- Performance Indicator Light shows Air Cleaner is working properly at a glance.
- Automatic Interlock Switch disconnects power when unit is opened.
- Durable, scratch resistant powder coat paint finish.
- Easily installs on the wall or ceiling, in a ceiling box within 24" centers, without any structural changes.

#### LIMITED WARRANTY

- 5-year parts only warranty.

MODEL	P102-GM20A
House Size	n/a
Air Flow	up to 2000 cfm up to 3398 m <sup>3</sup> /hr
Duct Size	22 x 29.1 in 55.9 x 73.9 cm
Cabinet Dimensions	31.4 x 24.4 x 7 in 79.8 x 62 x 17.8 cm
Weight	38 lbs 17.5 kg
Power	120v – 60HZ - 30 watts

#### DIMENSIONS:



Manufacturer reserves the right to discontinue or change at any time, specifications or designs without notice or without incurring obligations. Performance of the Air Cleaners will depend on house plan design, duct design and heating/cooling equipment.

## TOTALINE® ELECTRONIC AIR CLEANERS

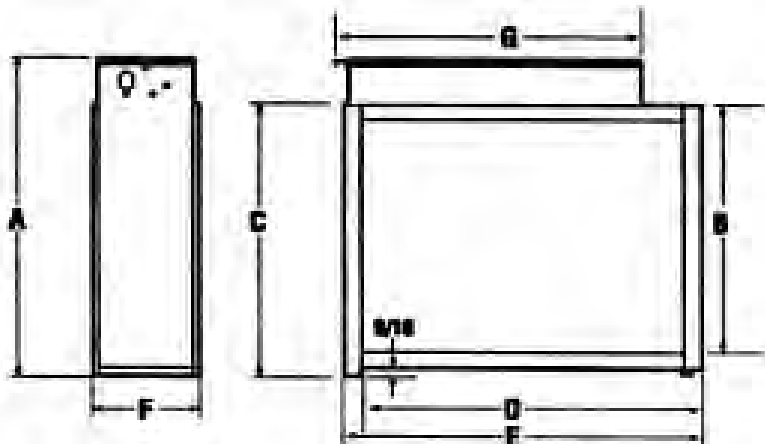


Totaline® Signature Series Electronic Air Cleaners were designed with the dealer in mind. Their design includes an easy access power supply that can be easily removed to simplify and shorten on-site servicing. Other parts “snap-in” for simplified service as well. Totaline Signature Series Electronic Air Cleaners have a strong cabinet, reliable power supply, and a very sturdy cell.

### FEATURES:

- Built-in internal fuse protects 24v trans. in the event of a power failure
- Built-in airflow sensor
- Fail-safe connection with built-in airflow sensor eliminates the possibility of incorrect wiring by the service technician
- Permanent, washable aluminum and stainless steel collecting cells for longer service life
- Increases the efficiency of HVAC systems by keeping cooling coils clean
- Aluminum mesh pre-filter traps large particles such as dirt, lint & pet hair
- An optional charcoal after-filter to reduce common household odors
- Easy to clean cells and pre-filters
- Available in 1400 or 2000 CFM
- Three year limited warranty
- UL/CUL listed

SPECIFICATIONS					ELECTRICAL REQUIREMENTS					
					Input Power				Output Power	
PART NUMBER	Maximum Capacity	Cell Weight	Unit Weight	Temperature Rate	Input Volts	Input Hz	Normal Watts	Maximum Watts	Output Volts	Output Amperes
P101-1402A	1400 CFM (2380 m3/hr)	(2) 10 lbs. ea. (4.54 kg)	32 lbs (14.5 kg)	32° F (0° C) to 125° F (47° C)	120	50/60	48	55	6.2 kvDC	2.5 mADC
P101-2002A	2000 CFM (3400 m3/hr)	(2) 12 lbs. ea. (5.44 kg)	36 lbs (16.3 kg)	32° F (0° C) to 125° F (47° C)	120	50/60	53	61	6.2 kvDC	3.2 mADC



PART NO.	DIMENSIONS						
	A	B	C	D	E	F	G
P101-1402A	20.25 in. (514 mm)	13.875 in. (352 mm)	16.9375 in. (430 mm)	22.5 in. (572 mm)	24.875 in. (632 mm)	7.125 in. (181 mm)	21.4375 in. (541 mm)
P101-2002A	24.25 in. (616 mm)	17.875 in. (454 mm)	20.9375 in. (532 mm)	22.5 in. (572 mm)	24.875 in. (632 mm)	7.125 in. (181 mm)	21.4375 in. (541 mm)