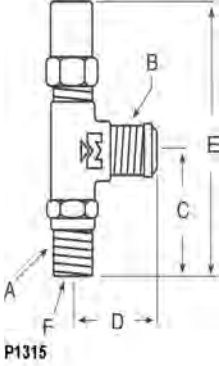


MUELLER - PACKED LINE VALVES

TECHNICAL DATA

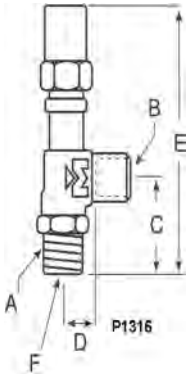
- Non-back seating service valves
- Forged brass body with integral mounting bracket
- Plated steel stem suitable for refrigerants and other industrial fluids non-corrosive to brass and steel
- Asbestos-free packing material
- UL Recognized
- Maximum temperature rating at +300° F

Angle Backseating - NPTFE Inlet to Flare



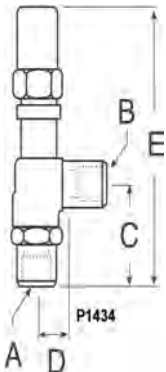
PART NO	SIZE					COUNTERBORE DIMENSION (F*)			
	NPTFE A	Flare B	C	D	E	Dia	Depth	WT/ EA	MWP
A 13220	1/2	1/2	1-13/16	1-5/16	4-1/8	.504	3/8	.53	500
A 13183	1/2	5/8	1-13/16	1-1/2	4-11/16	.504	3/8	.64	500

Angle Backseating - NPTFE Inlet to Solder



PART NO	SIZE					COUNTERBORE DIMENSION (F*)			
	NPTFE A	B	C	D	E	Dia	Depth	WT/ EA	MWP
A 13977	1/2	1/2	1-13/16	1	4-3/32	.504	3/8	.51	500
A 13978	1/2	5/8	1-13/16	1	4-11/16	.504	3/8	.61	500
A 13979	3/4	7/8	2-3/32	1	6	.754	5/8	1.27	700

Angle Backseating - Solder to Solder



PART NO	A	B	C	D	E	WT/ EA	MWP
A 17506	5/8	5/8	29/32	1	3-3/4	.66	500
B 32080	7/8	7/8	2-9/32	1-3/4	6-13/64	.99	700

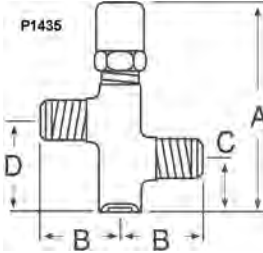
Refrigeration

MUELLER - PACKED LINE VALVES

Replacement Caps

PART NO	Cap Material
A 04566	Steel
A 04597	Brass
P-34627	Plastic

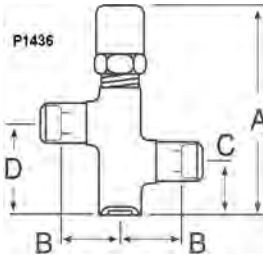
Two Way - Flare to Flare



PART NO	SIZE	A	B	C	D	WT/ EA	MWP
A 13591	1/4	3-13/32	1	29/32	1-13/32	.50	500
A 13595	3/8	3-13/32	1-1/8	29/32	1-13/32	.55	500
A 13592	1/2	3-13/32	1-1/4	15/16	1-7/16	.56	500

*Copper gasket included

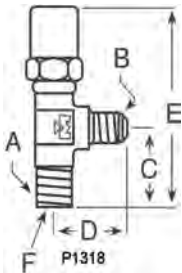
Two Way - Solder to Solder



PART NO	SIZE	A	B	C	D	WT/ EA	MWP
A 15580	1/4	3-13/32	3/4	15/16	1-7/16	.49	500
A 15581	3/8	3-13/32	15/16	29/32	1-13/32	.51	500
A 15582	1/2	3-13/32	7/8	29/32	1-13/32	.52	500

*Copper gasket included

Angle Non-Backseating - NPTFE Inlet to Flare†

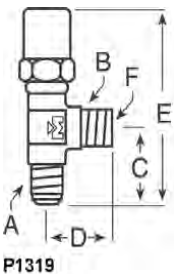


PART NO	SIZE						COUNTERBORE DIMENSION (F*)		WT/ EA	MWP		
	MPT A	Flare B	FPT B	A	B	C	D	E			Dia	Depth
A 11031	1/4	1/4	--	--	--	1	15/16	3-3/64	.254	5/16	.26	700
A 11030	1/4	3/8	--	--	--	1-1/16	1-1/8	3-3/32	.317	3/8	.31	700
A 13613	3/8	1/4	--	--	--	1-1/8	1-1/16	3-3/16	.379	3/8	.31	700
A 13503	3/8	3/8	--	--	--	1-1/8	1-1/8	3-3/32	.379	5/16	.33	700
A 11042	3/8	1/2	--	--	--	1-3/8	1-3/8	3-3/4	.379	3/8	.51	700

* Machined to accept O.D. size tube as indicated.

† Recognized under the component program of UL for use in the USA & Canada.

Angle Non-Backseating - Flare to NPTFE

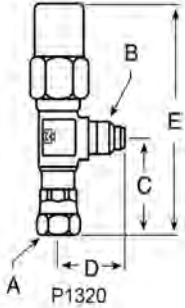


PART NO	SIZE					COUNTERBORE DIMENSION (F*)		WT/ EA	MWP
	Flare A	MPT B	C	D	E	Dia	Depth		
A 15073	1/4	1/4	15/16	1	3	.254	3/8	27	700

Compressors, Chillers, Condensers
 Motors
 Electrical Components
 Heating Components
 Indoor Air Quality
 Thermostats
 Oils & Chemicals
 Accessories, Supplies & Commodities
 Tools & Instruments
 Refrigeration

MUELLER - PACKED LINE VALVES

Angle Non-Backseating - Internal Swivel Flare to Flare

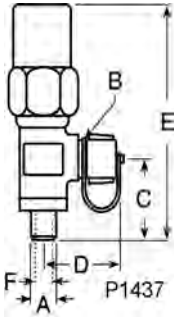


One soft copper gasket included with each assembly.

PART NO	INTERNAL FLARE					WT/ EA	MWP
	A	B	C	D	E		
A 17429	1/4	1/4	1-15/32	1-1/16	3-29/32	.33	700
A 17474	3/8	3/8	1-1/2	1-1/8	3-9/16	.27	700

*Copper gasket included

Angle Non-Backseating - Solder To Flare With Seal Cap



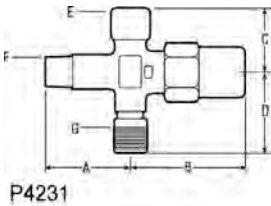
PART NO	SOLDER A	FLARE B	C	D	E	F	WT/ EA	MWP
A 17502	1/4*	1/4	23/32	1-1/32	2-3/4	3/8	.58	700
A 17503	3/8**	3/8	11/16	1-1/2	2-23/32	1/2	.49	700

*Also 3/8 FTG.

**Also 1/2 FTG.

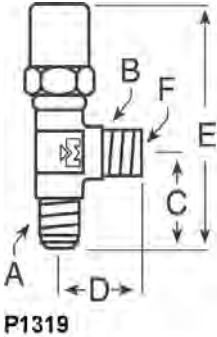
***Copper gasket included

Transducer Valve



PART NO	A	B	C	D	E	F	G	Valve Core installed	Loosely Assembled	STEM CAP MATERIAL	MWP
B 33837	1-1/2	2	1	1-1/4	1/8 NPTFI	1/4 NPTFE	1/4 Flare Access	No	No	Steel	700
B 34254	1-1/2	2	1	1-1/4	1/8 NPTFI	1/4 NPTFE	1/4 Flare Access	No	No	Brass	700
B 34287	1-1/2	2	1	1-1/4	1/4 NPTFI	1/4 NPTFE	1/4 Flare Access	No	No	Plastic	700
B 35162	1-1/2	2	1	1-1/4	1/8 NPTFI	3/8 ODS	1/4 Flare Access	No	No	Steel	700
B 35334	1-1/2	2	1	1-1/4	1/4 NPTFI	1/4 NPTFE	1/4 Flare Access	Yes	Yes	Plastic	700

Angle Non-Backseating



PART NO	MPT A	Size Flare B	FPT B	C	D	Size Counterbone Dimensions(F*)		MWP
						E		
A 11030	1/4	3/8	-	1-1/16	1-1/8	3-3/32		700
A 11031	1/4	1/4	-	1	15/16	3-3/64		700
A 11042	3/8	1/2	-	1-3/8	1-3/8	3-3/4		700
A 13502	1/4 NPTFE	1/4 NPTFI	1/4	1-3/8	1 1/16	3 25/32		700
A 13503	3/5	3/8	-	1-1/8	1-1/8	3-5/32		700
A 13613	3/8	1/4	-	1-1/8	1-1/16	3-3/16		700
B 32222	1/4 NPTFI	1/4 NPTFE	-	1-1/4	1-1/8	3-43/64		500

*Machined to accept O.D. size tube as indicated.