

ELECTRICAL

LITTELFUSE FUSE ACCESSORIES

PANEL MOUNTED FUSE HOLDERS

STANDARD FOR 1-13/32" - 1-1/2" DIAMETER MIDGET AND CLASS CC FUSES

PART NO	FUSE LENGTH RANGE (in)	FOR USE WITH
5710CC	1-13/32 - 1-1/2	Class CC Fuses

STANDARD FOR 13/32" DIAMETER MIDGET AND CLASS CC FUSES

PART NO	FUSE LENGTH RANGE (in)	FOR USE WITH
571 027	1-5/16 - 1-3/8	Midget fuses
571 007	1-13/32 - 1-1/2	Midget fuses

STANDARD FOR 3AG 1-1/4" x 1/4" FUSES WITH LOW PROFILE FINGERTIP KNOB

PART NO	AMPS	VOLTS
3453LF8	15	250

IN-LINE FUSE HOLDERS

FOR TYPE SFE FUSES

UNASSEMBLED: For Assembly to #14 AWG Wire

PART NO	For Fuse Size
155 020U	1/4 in. x 1-1/4 in. 20A

*Comes with GLQ 10A fuse.

**Comes with GMQ 3-1/2A fuse.

ASSEMBLED: Includes SFE 20 and 19" LOOP of #14 AWG Red Vinyl Insulated Wire

PART NO	Fuse Installed
155 020A	SFE 20

UNIVERSAL IN-LINE FUSEHOLDER

Supplied with 15" loop of #14 AWG wire and 3 springs to accommodate SFE sized fuses.

PART NO: 150145

HEAVY DUTY IN-LINE FUSEHOLDER FOR ATO FUSES

Use with ATO 25 and 30 amp fuses. Supplied with two 4" wire leads of 12 gauge orange wire.

PART NO: FHA 2

FUSE PULLERS

MIDGET FUSE PULLER

For use with 3/16" to 1/2" diameter Fuses.

PART NO: MFP

POCKET FUSE PULLER

For use with:

0 – 200 A 250V

0 – 100 A 600V

(9/16" – 1-19/32" diameter Fuses)

PART NO: LPFP

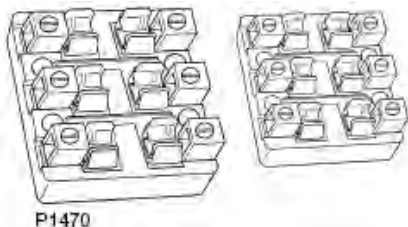
Note: See Littelfuse catalog for additional information.

ELECTRICAL

LITTELFUSE FUSE ACCESSORIES

LITTELFUSE FUSE BLOCKS

MIDGET FUSE BLOCKS



- 3 Poles
- Pressure plate/Q.C. terminals
- Max wire size of #10 CU
- Rated for 30 Amperes, 600 Volts

PART NO: L60030M-3PQ

PART NO: L60030C-3PQ (Amperage Range: 2/10-60)

3 AG OMNI BLOK

- Molded base type fuse block
- 1 Pole
- NEMA Style 1/4" Q.C. terminal
- Anti-rotation boss
- Rated for 30 A, 300 V

PART NO: 354921BL

CLASS H FUSE BLOCKS

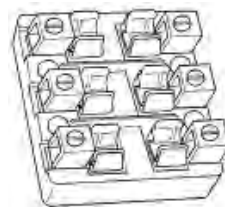
- For use with NLN (600 V) Type Fuses
- 3 Poles

PART NO	AMP RATING	CONNECTOR TYPE	MAX WIRE SIZE
LH25030-3S	30	SCREW	#10 CU
LH25060-3S	60	SCREW	#10 CU

- For use with NLN (600 V) Type Fuses
- 3 Poles

PART NO	AMP RATING	CONNECTOR TYPE	MAX WIRE SIZE
LH60060-3C	30	BOX LUG	#2 CU-AL

CLASS T FUSE BLOCKS



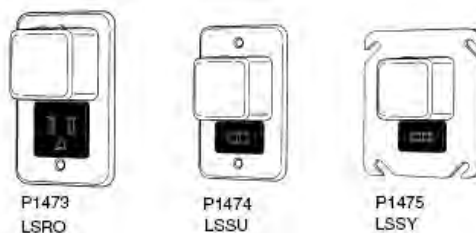
- For use with JLLS (600 V) type fuses
- 3 Poles
- Box lug connector type
- Max wire size of #2 CU-AL

PART NO	AMP RATING
LT60060-3CR	30
LT60060-3CR	60

FUSE DISPLAYS RACK FOR GLASS AND/OR AUTO FUSES

PART NO: FDR4

LITTELFUSE BOX COVER UNITS FOR PLUG FUSES



PART NO	FEATURES	TO BE MOUNTED ON
LSRU	ONE EDISON-BASE FUSE HOLDER & GROUNDING RECEPTACLE	2-1/4 in. HANDY BOX
LSSU	ONE EDISON-BASE FUSE HOLDER & SINGLE POLE SWITCH	2-1/4 in. HANDY BOX
LSSY*	ONE EDISON-BASE FUSE HOLDER & SINGLE POLE SWITCH	4 in. SQUARE BOX

* Do not use on DC.

LITTELFUSE FUSE ADAPTERS

SAO ADAPTER ACCEPTS FUSE RATING	FUSE RATING	OTHER SOO FUSE RATINGS WHICH FIT
SAO 1	3/10-1	--
SAO 1-1/4	1-1/8, 1-1/4	3/10-1
SAO 1-6/10	1-4/10, 1-6/10	3/10 - 1-1/4
SAO 2	1-8/10, 2	--
SAO 2-1/2	2-1/4, 2-1/2	1-8/10, 2
SAO 3-2/10	2-8/10, 3-2/10	1-8/10 - 2-1/2
SAO 4	3-1/2, 4	--
SAO 5	4-1/2, 5	3-1/2 - 5
SAO 6-1/4	3-1/2, 6-1/4	3-1/2 - 5
SAO 15	7, 8, 9, 10, 12, 14, 15	7, 8, 9, 10
SAO 20	20 ONLY	--
SAO 30	20, 25, 30	--