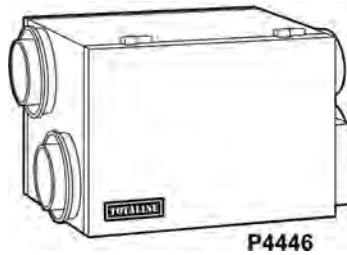


# INDOOR AIR QUALITY

## HEAT RECOVERY VENTILATORS

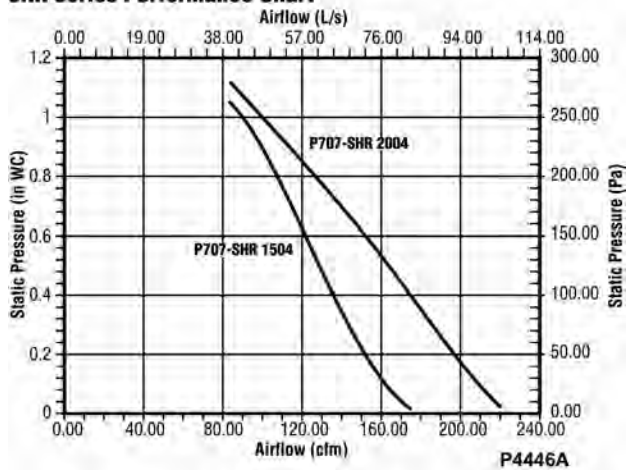
### TOTALINE® MODEL SHR HEAT RECOVERY VENTILATORS



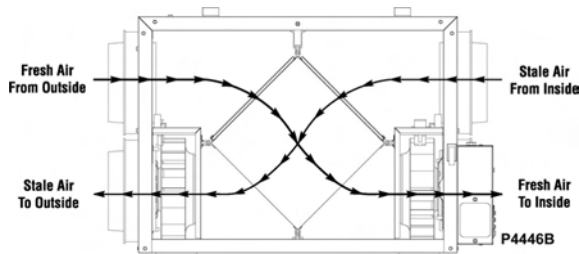
P4446

P707-SHR1504 — 149 CFM at 0.4 in. wg  
 P707-SHR2004 — 200 CFM at 0.4 in. wg

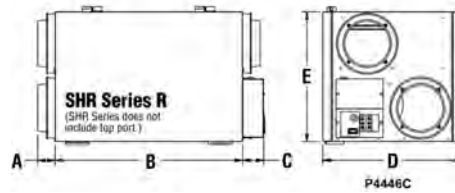
#### SHR Series Performance Chart



P4446A



P4446B



P4446C

#### SHR SERIES ELECTRICAL DATA

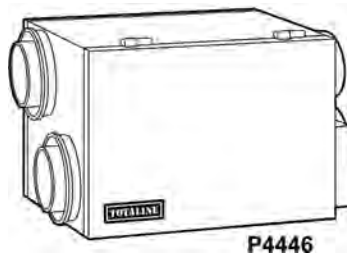
Model	VOLTS	AMP RATING	3-FT CORD w/3 PRONG PLUG
P707-SHR1504	120	1.3	Yes
P707-SHR2004	120	2.1	Yes

INDOOR AIR QUALITY

# INDOOR AIR QUALITY

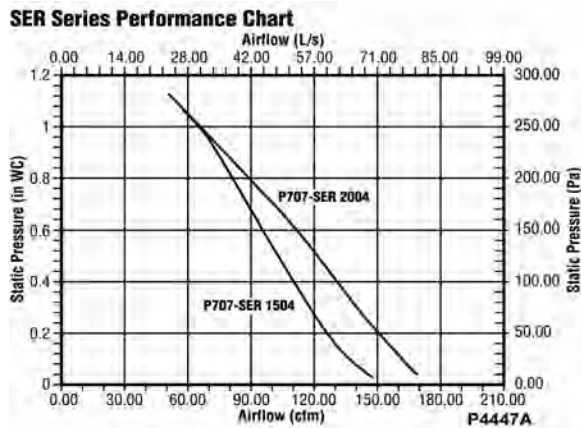
## ENERGY RECOVERY VENTILATORS

### TOTALINE® MODEL SER ENERGY RECOVERY VENTILATORS

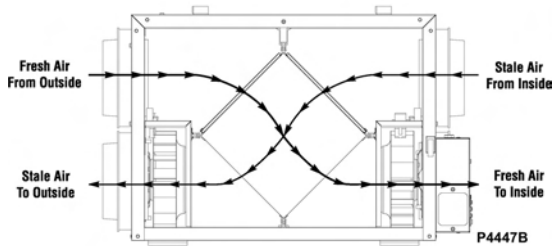


P4446

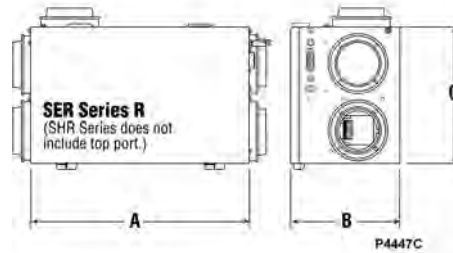
P707-SER1504 — 130 CFM @ 0.4 in. wg  
 P707-SER2004 — 170 CFM @ 0.4 in. wg



P4447A



P4447B



P4447C

### SER SERIES ELECTRICAL DATA

Model	VOLTS	AMP RATING	3-FT CORD w/3 PRONG PLUG
P707-SER1504	120	1.5	Yes
P707-SER2004	120	1.9	Yes

INDOOR AIR QUALITY