

DANFOSS-MANEUROP

REFRIGERATION HERMETIC CONDENSING UNITS

Air Cooled: HCMC/HGMC/HCZC/HGZC/LCHC/LGHC/UCGC/HCGC/UHC/HCHC

Water Cooled: CMW/CMEW/CLW/CLEW

60 Hz

R-22, R-407C, R-134a, R-404A, R-507, R-502

Air Cooled Condensing Units Include:

Advantages

- Complete line from 1/6-13.5hp
- Units available for R134A, R22, R404A
- Easy access service valves on all units
- Universal high/medium/low range in R-404A fractional units

Fractional

- Base mounted services valves with access port
- Durable 14 gauge painted steel base plate
- Metal fan shroud and guard

Integral

- Low pressure control on 1 hp units (OPTIONAL)
- Dual pressure control on with universal Auto/ Manual reset on 1.5 hp and above
- Self regulating PTC crank case heater on 1.5 hp and above
- Versions available for indoor and outdoor applications
- Compressor sight glass on 1.5hp and above
- Receiver with liquid shut-off, and fuseable plug standard on all units (1.5 HP AND ABOVE)
- Durable 12 gauge painted steel base plate
- Pre-wired metal electrical box
- Cartridge control on 1.5 HP to 3 hp single fan units
- Units larger than 3hp use kpu fan cycling control

Water Cooled Condensing Units Type CM(E)W and CL(E)W include:

- Maneurop compressor with oil level sight glass and rotolock service valves.
- Tube in tube water cooled condenser with water regulating valve mounted.
- High capacity receiver with liquid shutoff valve.
- Prewired electrical box with contactor and with start kit or transformer when appropriate.
- Dual pressure control (prewired).

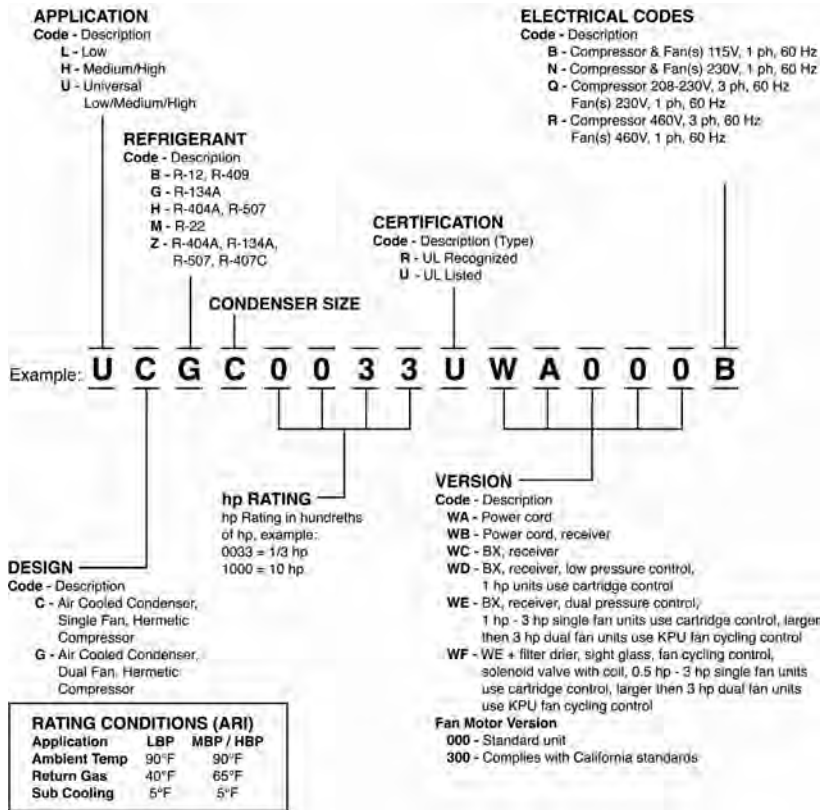
Water Cooled Units

CMW	High to Medium Temp. R-22
CMEW	High to Medium Temp. R-134a
CMEW	Med. to Low Temp. R-404A/R-507
CLEW	Extra Low Temp. R-404A/R-507

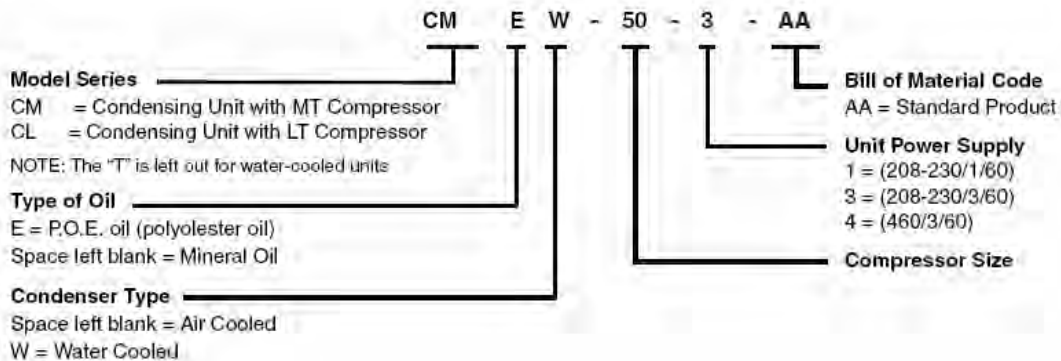
NOTE: The MANEUROP AIR COOLED CM/CL product line has been replaced by the NEW DANFOSS MODELS. however, we will continue to offer the CM/CL accessories along with the CM/CL WATER COOLED UNITS.

DANFOSS-MANEUROP REFRIGERATION HERMETIC CONDENSING UNITS

Condensing Unit Nomenclature - Danfoss Air Cooled Models



Condensing Unit Nomenclature - Water Cooled Units



How to Order:

To order a condensing unit, the following is required:

1. Model series
2. Type of oil
3. Condenser type
4. Compressor size
5. Unit power supply
6. BOM Code

Example:

To order a 460/3/60 water cooled condensing unit with POE oil and a MT 50 compressor, the model number is:

CM E W - 50 - 3 - AA
1 2 3 4 5 6

DANFOSS-MANEUROP HERMETIC CONDENSING UNITS

Dimensions - New Danfoss Air Cooled Models

Fig. 1

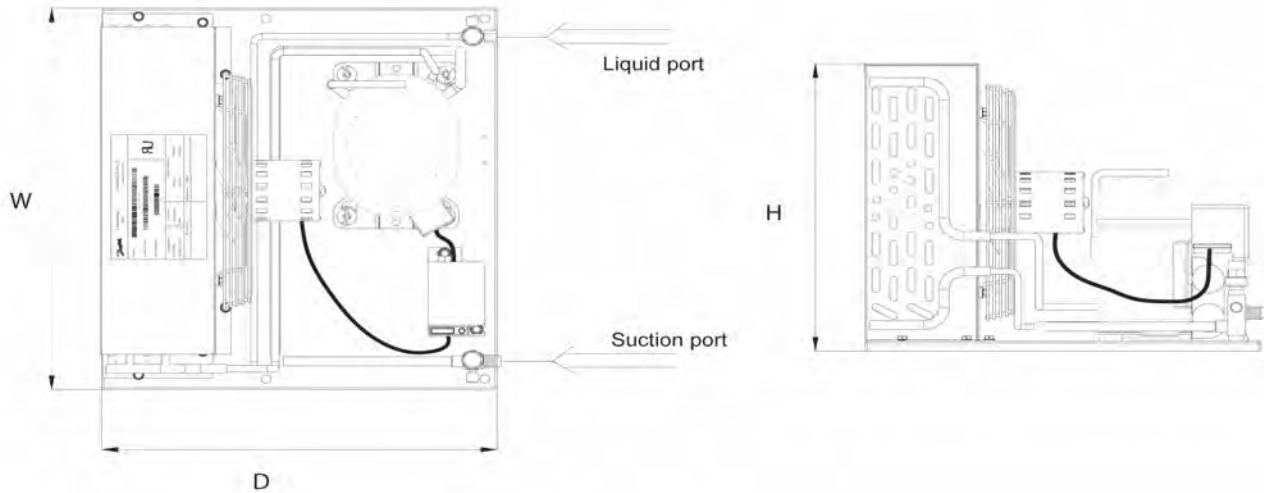


Fig. 2

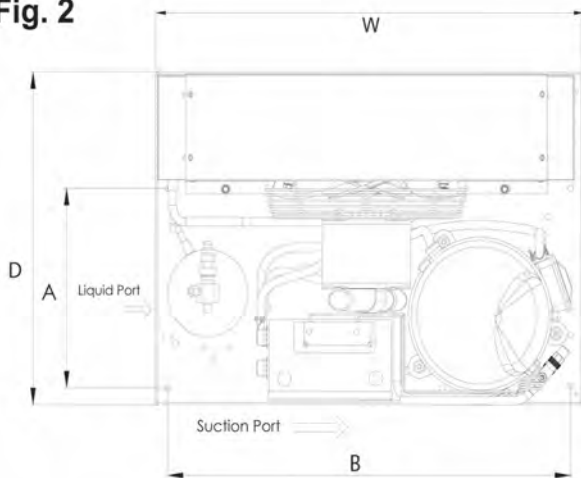
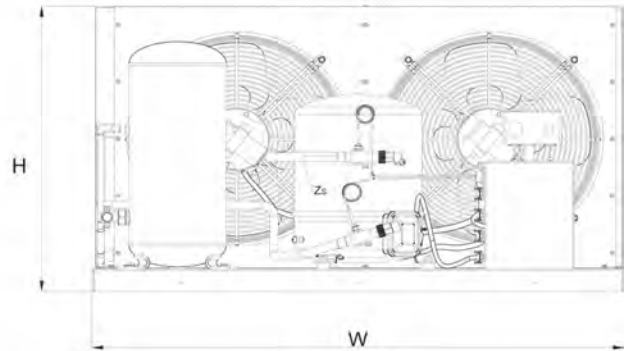
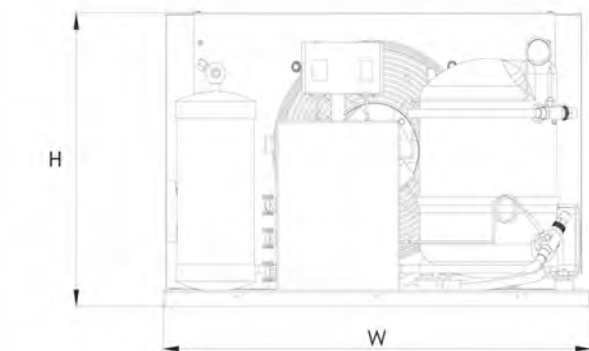
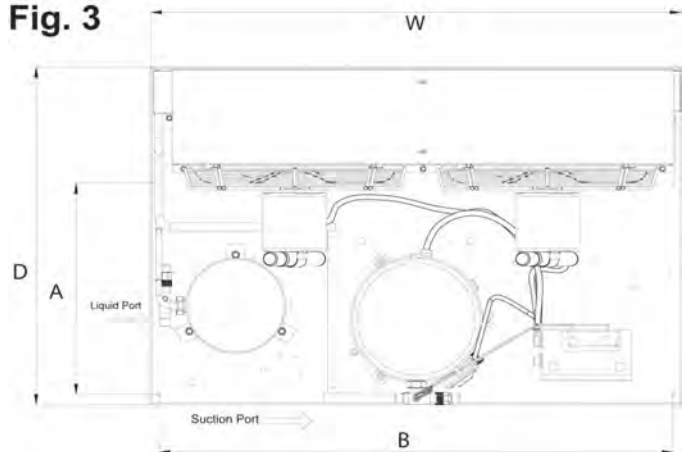


Fig. 3



Compressors,
Chillers, Condensers

Motors

Electrical

Heating
Components

Indoor Air
Quality

Thermostats

Oils &
Chemicals

Accessories, Supplies
& Commodities

Tools &
Instruments

Refrigeration

DANFOSS-MANEUROP UCG-HC AIR COOLED CONDENSING UNITS

Condensing Unit R134a High/Medium Temperature Capacities

Model#	HP	Available Versions	R134a Capacity (BHU/hr) @ 90°F ambient, rated at ARI conditions										
			F	0	5	10	15	20	25	30	35	40	45
			C	-17.8	-15.0	-12.2	-9.4	-6.7	-3.9	-1.1	1.7	4.4	7.2
UCGC0017RW****	1/6	A		527	614	701	799	897	1007	1117	1239	1361	1492
UCGC0020RW****	1/5	A		1052	1196	1339	1505	1671	1860	2049	2260	2472	2699
UCGC0025RW****	1/4	A,B		1193	1353	1514	1699	1884	2095	2306	2541	2776	3029
HCGC0033RW****	1/3	A,B,C		1492	1709	1927	2179	2431	2717	3004	3324	3644	3986
UCGC0050RW****	1/2	B,C		2339	2682	3025	3420	3815	4264	4713	5212	5712	6249
HCGC0055RW****	1/2	B,C			3091	3466	3956	4446	5009	5573	6172	6771	7374
HCGC0075RW****	3/4	C			4596	5079	5774	6470	7325	8180	9129	10077	11052
HCGC0100RW****	1	D			6848	7448	8192	8936	9785	10634	11553	12471	13417

Rating Conditions (ARI)

Application	LBP	MBP/HBP
Ambient Temp	90°F	90°F
Return Gas	40°F	65°F
Sub Cooling	5°F	5°F

Versions

A=	Powercord
B=	Powercord, receiver
C=	BX, receiver
D=	BX, receiver, low pressure control, 1 HP units use cartridge control

HC AIR COOLED CONDENSING UNITS

Condensing Unit R22 High/Medium Temperature Capacities

Model#	HP	Available Versions	R22 Capacity (BHU/hr) @ 90°F ambient, rated at ARI conditions										
			F	0	5	10	15	20	25	30	35	40	45
			C	-17.8	-15.0	-12.2	-9.4	-6.7	-3.9	-1.1	1.7	4.4	7.2
HCMC0025RW****	1/4	A,B			1959	2174	2440	2705	3009	3313	3644	3975	4320
HCMC0033RW****	1/3	A,B,C			2334	2590	2886	3182	3509	3837	4187	4537	4898
HCMC0050RW****	1/2	B,C			3322	3682	4117	4553	5044	5535	6061	6587	7129
HCMC0060RW****	5/8	B,C			3145	3736	4331	4925	5516	6108	6690	7273	7846
HCMC0075RW****	3/4	C			3863	4603	5275	5947	6600	7252	7917	8583	9279
HCMC0100RW****	1	D			4812	5333	5932	6531	7210	7890	8653	9417	10247
HCMC0150UW****	1 1/2	E,F		4805	5810	6815	8035	9255	10707	12159	13787	15518	17432
HCMC0200UW****	2	E,F		7460	8919	10378	12042	13705	15575	17444	19468	21581	23848
HCMC0225UW****	2 1/2	E,F		10824	12557	14289	16210	18131	20243	22355	24596	26926	29352
HCMC0275UW****	2 3/4	E,F		13477	15495	17513	19711	21909	24270	26631	29077	31572	34127
HCMC0300UW****	3	E,F		14865	17222	19578	22225	24871	27827	30783	33990	37316	40861
HCMC0400UW****	4	E,F		17905	20868	23832	27120	30409	34069	37730	41686	45823	50282
HCMC0500UW****	5	E,F		24237	27665	31093	35054	39016	43503	47990	52867	57998	63425
HCMC0700UW****	7	E,F		30010	34312	38614	43622	48630	54327	60024	66208	72610	79392
HCMC0900UW****	9	E,F		36271	42255	48240	55346	62451	70789	79127	88392	98310	109250
HCMC1000UW****	10	E,F		47314	54823	62334	71115	79895	90002	100109	111258	123041	135855
HCMC1200UW****	12	E,F		53238	61508	69778	79429	89079	100199	111318	123538	136389	150380
HCMC1350UW****	13 1/2	E,F		58418	67360	76302	86712	97121	109115	121108	134212	148062	163039

Rating Conditions (ARI)

Application	LBP	MBP/HBP
Ambient Temp	90°F	90°F
Return Gas	40°F	65°F
Sub Cooling	5°F	5°F

Versions

A=	Powercord
B=	Powercord, receiver
C=	BX, receiver
D=	BX, receiver, low pressure control, 1 HP units use cartridge control
E=	BX, receiver, dual pressure control, 1.5 HP- 3HP single fan units use cartridge control, larger then 3HP dual fan units use KPU fan cycling control
F=	WE+ filter driver, sight glass, fan cycling control, solenoid valve with coil, .5 HP – 3 HP KPU single fan units use cartridge control, larger than 3 HP dual fan units use KPU fan cycling control

**** Indicates model options (see nomenclature diagram (boxes 7 and 8)).

DANFOSS-MANEUROP UCG-HC AIR COOLED CONDENSING UNITS

Condensing Unit R134a High/Medium Dimensions and Specifications

Model#	HP	PORTS			Width (in)	Depth (in)	Height (in)	Mounting holes		Weight (lbs)	Receiver lbs @90°	Figure	Oil		MCA values for electrical code					Outdoor enclosure		
		Suction	Process	Liquid				A	B				Type	Charge (oz)	B	N	Q	R	X			
																					115V	230V (1)
UCGC0017RW****	1/6	1/4"F	1/4"F	1/4"S	11	14	9.1	8.7	9.5	26		1	POE	9.5	4.1							
UCGC0020RW****	1/5	5/16"S	1/4"F	1/4"S	11.1	14	9.1	8.7	9.5	36		1	POE	10.8	6.1							
UCGC0025RW****	1/4	5/16"S	1/4"F	1/4"S	13	17	9.1	10.6	12.2	38	2.16	1	POE	10.8	6.4							
UCGC0033RW****	1/3	5/16"S	1/4"F	1/4"S	13	17	10.2	10.6	12.2	39	2.16	1	POE	10.8	11.7							
UCGC0050RW****	1/2	3/8"S	1/4"F	1/4"S	13.3	17	11.8	10.6	12.2	53	2.16	1	POE	20.3	13.4							
UCGC0055RW****	1/2	3/8"S	1/4"F	1/4"S	13.3	18	11.8	10.6	12.2	57	4	1	POE	19.6	15.4							
UCGC0075RW****	3/4	3/8"S	1/4"F	1/4"S	16.9	19	13.4	9.3	14.8	85	4	1	POE	30.1	19.3	10.5						E1
UCGC0100RW****	1	3/8"S	1/4"F	1/4"S	19	21	16.2	10.6	20.0	97	4	1	POE	30.1	11							E2

Condensing Units R22 High/Medium Dimensions and Specifications

Model#	HP	PORTS			Width (in)	Depth (in)	Height (in)	Mounting holes		Weight (lbs)	Receiver lbs @90°	Figure	Oil		MCA values for electrical code					Outdoor enclosure		
		Suction	Process	Liquid				A	B				Type	Charge (oz)	B	N	Q	R	X			
																					115V	230V (1)
HCMC0025RW****	1/4	5/16"S	1/4"F	1/4"S	13	17	10.2	10.6	12.2	40	2.16	1	AB	11.8	6.2							
HCMC0033RW****	1/3	5/16"S	1/4"F	1/4"S	13	17	10.2	10.6	12.2	41	2.16	1	AB	11.8	7.6							
HCMC0050RW****	1/2	5/16"S	1/4"F	1/4"S	13.3	17	11.8	10.6	12.2	47	2.16	1	AB	11.8	10.8	5.3						
HCMC0060RW****	5/8	3/8"S	1/4"F	1/4"S	13.3	18	11.8	10.6	12.2	57	4	1	AB	19.6	17.2	8.5						
HCMC0075RW****	3/4	3/8"S	1/4"F	1/4"S	16.9	19	14	9.3	14.8	64	4	1	AB	19.6	16.4	8.1						E1
HCMC0100RW****	1	3/8"S	1/4"F	1/4"S	16.9	19	14	9.3	14.8	67	4	1	AB	19.6		9.5						E1
HCMC0150UW****	1 1/2	1/2"S	1/4"F	3/8"S	19.6	24.8	16.1	16.5	16.0	130	10	1	MINERAL	28.7		14	9	6				E3
HGMC0200UW****	2	1/2"S	1/4"F	3/8"S	19.6	24.8	16.1	16.5	16.0	140	10	1	MINERAL	28.7		17	11	6	5			E3
HCMC0225UW****	2 1/2	5/8"S	1/4"F	3/8"S	27.6	19.7	17.4	11.8	26.0	140	10	2	MINERAL	28.7		24	16	8	6			E3
HCMC0275UW****	2 3/4	5/8"S	1/4"F	3/8"S	27.6	19.7	17.4	11.8	26.0	28	10	2	MINERAL	28.7		28	17	9	7			E3
HCMC0300UW****	3	5/8"S	1/4"F	3/8"S	27.6	19.7	17.4	11.8	26.0	28	17.5	2	MINERAL	28.7		40	23	12	10			E4
HGMC0400UW****	4	7/8"S	1/4"F	1/2"S	39.4	27.6	22	18.1	37.8	210	26	3	MINERAL	62.6		36	24	12	10			E5
HGMC0500UW****	5	7/8"S	1/4"F	1/2"S	47.2	31.5	26.4	19.7	45.7	300	26	3	MINERAL	62.6		52	32	16				E5
HGMC0700UW****	7	1 1/8"S	1/4"F	1/2"S	47.2	31.5	26.4	19.7	45.7	300	26	3	MINERAL	62.6			40	17				E5
HGMC0900UW****	9	1 1/8"S	1/4"F	5/8"S	59.1	34.3	34	22.4	56.7	500	36	3	MINERAL	131.9			50	26	21			E6
HGMC1000UW****	10	1 1/8"S	1/4"F	5/8"S	59.1	34.3	34	22.4	56.7	500	36	3	MINERAL	131.9			60	30	24			E6
HGMC1200UW****	12	1 1/8"S	1/4"F	5/8"S	59.1	34.3	34	22.4	56.7	510	43	3	MINERAL	131.9			69	33	26			E6
HGMC1350UW****	13 1/2	1 1/8"S	1/4"F	5/8"S	59.1	34.3	34	22.4	56.7	540	43	3	MINERAL	131.9			75	38	31			E6

DANFOSS-MANEUROP UC-HC AIR COOLED CONDENSING UNITS

Condensing Unit R404A High/Medium Temperature Capacities

Model#	HP	Available versions	R404A Capacity (BHU/hr) @ 90°F ambient, rated at ARI conditions										
			F	0	5	10	15	20	25	30	35	40	45
			C	-17.8	-15.0	-12.2	-9.4	-0.7	-3.9	-1.1	1.7	4.4	7.2
UCHC0020RW****	1/5	A		961	1071	1181	1301	1422	1552	1682	1819	1956	2098
UCHC0025RW****	1/4	A		1625	1808	1992	2198	2405	2634	2864	3115	3367	3635
UCHC0033RW****	1/3	A,B,C		1971	2194	2417	2666	2915	3188	3461	3756	4052	4340
UCHC0050RW****	1/2	B,C		2519	2838	3158	3518	3878	4279	4679	5119	5560	6030
UCHC0060RW****	5/8	B,C			3648	4035	4480	4925	5427	5928	6484	7039	7634
UCHC0075RW****	3/4	C			5235	5768	6383	6998	7693	8388	9159	9931	10759
UCHC0100RW****	1	D			6156	6880	7604	8327	9042	9757	10454	11150	11829
UCZC0150UW****	1 1/2	E,F		5653	6729	7806	9004	10202	11535	14374	14374	15859	17484
UGZC0200UW****	2	E,F		8522	9930	11338	12941	14543	16344	18227	20253	22278	24528
HCZC0225UW****	2 1/2	E,F		11258	12870	14483	16253	18023	19974	21992	24108	26223	28532
HCZC0275UW****	2 3/4	E,F		13317	15265	17213	19325	21436	23728	26098	28531	30963	33558
HCZC0300UW****	3	E,F		15374	17591	19808	22204	24600	27206	29855	32611	35366	38283
HGZC0400UW****	4	E,F		20074	23089	26103	29451	32798	36521	40377	44475	48573	53103
HGZC0500UW****	5	E,F		25329	29023	32717	36783	40850	45339	49965	54810	59725	64640
HGZC0700UW****	7	E,F		32645	37020	41395	46220	51046	56330	61824	67524	73379	79234
HGZC0900UW****	9	E,F		42317	48984	55651	63271	70891	79528	88902	98276	108411	118590
HGZC1000UW****	10	E,F		50572	57395	64218	71795	79372	87743	96495	105668	115042	133677
HGZC1200UW****	12	E,F		58238	65784	73330	81645	89960	99106	108643	118562	128799	150707
HGZC1350UW****	13 1/2	E,F		62293	70102	77911	86496	95082	104476	114193	124446	134767	160773

UC-LC-LGH AIR COOLED CONDENSING UNITS

Conditioning Unit R404A Low Temperature Capacities

Model#	HP	Available versions	R404A Capacity (BHU/hr) @ 90°F ambient, rated at ARI conditions											
			F	-40	-35	-30	-25	-20	-15	-10	-5	0	5	10
			C	-40.0	-37.2	-34.4	-31.7	-28.9	-26.1	-23.3	-20.6	-17.8	-15.0	-12.2
UCHC0020RW****	1/5	A		327	387	447	520	593	679	764	862	961	1071	1181
UCHC0025RW****	1/4	A		595	693	791	909	1026	1165	1303	1464	1625	1808	1992
UCHC0033RW****	1/3	A,B,C		699	821	944	1090	1235	1406	1577	1774	1971	2194	2417
UCHC0050RW****	1/2	B,C		710	885	1060	1267	1474	1716	1959	2239	2519	2838	3158
LCHC0060RW****	5/8	B,C		1274	1511	1748	2025	2303	2622	2941	3299	3658	4054	4450
LCHC0075RW****	3/4	C		1380	1688	1996	2341	2686	3073	3460	3891	4322	4797	5272
LCHC0100RW****	1	D		1779	2347	2915	3504	4093	4711	5329	5980	6630	7314	7998
LCHC0150UW****	1-1/2	E,F				3651	4380	5110	5911	6768	7625	8562	9499	10565
LCHC0200UW****	2	E,F				5231	6042	6852	7768	8770	9772	10893	12015	13299
LCHC0300UW****	3	E,F				8231	9810	11389	13089	14844	16599	18399	20199	20606
LGHC0400UW****	4	E,F				11218	13271	15326	17583	19984	22385			
LGHC0600UW****	6	E,F				17247	20270	23290	26663	30306	33950			
LGHC0750UW****	7-1/2	E,F				22340	26204	30068	34154	38282	42410			

Rating Conditions (ARI)

Application	LBP	MBP/HBP
Ambient Temp	90°F	90°F
Return Gas	40°F	65°F
Sub Cooling	5°F	5°F

Versions

A=	Powercord
B=	Powercord, receiver,
C=	BX, receiver
D=	BX, receiver, low pressure control, 1 HP units use cartridge control
E=	BX, receiver, dual pressure control, 1.5 HP- 3HP single fan units use cartridge control, larger than 3HP dual fan units use KPU fan cycling control
F=	WE+ filter driver, sight glass, fan cycling control, solenoid valve with coil, .5HP-3HP single fan units use cartridge control, larger than 3HP dual fan KPU fan cycling control

DANFOSS-MANEUROP

UC-HC-HG-LC-LG AIR COOLED CONDENSING UNITS

Conditioning Unit R404A High/Medium Dimensions and Specifications

Model#	HP	PORTS			Width (in)	Depth (in)	Height (in)	Mounting holes		Weight (lbs)	Receiver lbs @ 90°	Figure	Oil		MCA values for electrical code					Outdoor enclosure		
		Suction	Process	Liquid				A	B				Type	Charge (oz)	B	N	Q	R	X			
															115V	230V (1)	220V (3)	460V (3)	575V (3)			
UCHC0020RW****	1/5	1/4"F	1/4"F	1/4"S	12.4	14	10.2	8.7	9.5	32		1	POE	9.5	5.1							
UCHC0025RW****	1/4	5/16"S	1/4"F	1/4"S	13	17	10.2	10.6	12.2	41	2.16	1	POE	10.8	6.2							
UCHC0033RW****	1/3	5/16"S	1/4"F	1/4"S	13	17	10.2	10.6	12.2	39	2.16	1	POE	10.8	7.6							
UCHC0050RW****	1/2	5/16"S	1/4"F	1/4"S	13.3	17	11.8	10.6	12.2	49	2.16	1	POE	18.6	11.6	4.2						
HCHC0060RW****	5/8	5/16"S	1/4"F	1/4"S	16.2	19	14	9.3	14.8	59	2.16	1	POE	20.3	14.2	7.1						
HCHC0075RW****	3/4	3/8"S	1/4"F	1/4"S	16.9	19	13.4	9.3	14.8	76	4	1	POE	20.3	23.3	9.4						E1
HCHC0100RW****	1	3/8"S	1/4"F	1/4"S	16.9	19	13.4	9.3	14.8	77	4	1	POE	19.6		10.6						E1
HCZC0150UW****	1 1/2	1/2"S	1/4"F	3/8"S	19.6	24.8	16.1	16.5	16.0	130	10	1	POE	28.7		14	9	6				E3
HGZC0200UW****	2	1/2"S	1/4"F	3/8"S	19.6	24.8	16.1	16.5	16.0	140	10	1	POE	28.7		17	11	6	5			E3
HCZC0225UW****	2 1/2	5/8"S	1/4"F	3/8"S	27.6	19.7	17.4	11.8	26.0	140	10	1	POE	28.7		24	16	8	6			E3
HCZC0275UW****	2 3/4	5/8"S	1/4"F	3/8"S	27.6	19.7	17.4	11.8	26.0	28	10	1	POE	28.7		28	17	9	7			E3
HCZC0300UW****	3	5/8"S	1/4"F	3/8"S	27.6	19.7	17.4	11.8	26.0	28	17.5	1	POE	28.7		40	23	12	10			E4
HGZC0400UW****	4	7/8"S	1/4"F	1/2"S	39.4	27.6	22	18.1	37.8	210	26	1	POE	62.6		35	24	12	10			E5
HGZC0500UW****	5	7/8"S	1/4"F	1/2"S	47.2	31.5	26.4	19.7	45.7	300	26	1	POE	62.6		52	32	16				E5
HGZC0700UW****	7	1 1/8"S	1/4"F	1/2"S	47.2	31.5	26.4	19.7	45.7	300	26	1	POE	62.6			40	17				E5
HGZC0900UW****	9	1 1/8"S	1/4"F	5/8"S	59.1	34.3	34	22.4	56.7	500	36	1	POE	131.9			50	26	21			E6
HGZC1000UW****	10	1 1/8"S	1/4"F	5/8"S	59.1	34.3	34	22.4	56.7	500	36	1	POE	131.9			60	30	24			E6
HGZC1200UW****	12	1 1/8"S	1/4"F	5/8"S	59.1	34.3	34	22.4	56.7	510	43	1	POE	131.9			69	33	26			E6
HGZC1350UW****	13 1/2	1 1/8"S	1/4"F	5/8"S	59.1	34.3	34	22.4	56.7	540	43	1	POE	131.9			75	38	31			E6

Conditioning Unit R404A Low Dimensions and Specifications

Model#	HP	PORTS			Width (in)	Depth (in)	Height (in)	Mounting holes		Weight (lbs)	Receiver lbs @ 90°	Figure	Oil		MCA values for electrical code					Outdoor enclosure		
		Suction	Process	Liquid				A	B				Type	Charge (oz)	B	N	Q	R	X			
															115V	230V (1)	220V (3)	460V (3)	575V (3)			
UCHC0203RW****	1/5	1/4"F	1/4"F	1/4"S	12.4	14	10.2	8.7	9.5	32		1	POE	9.5	5.1							
UCHC0250RW****	1/4	5/16"S	1/4"F	1/4"S	13	17	10.2	10.6	12.2	41	2.16	1	POE	10.8	6.2							
UCHC0033RW****	1/3	5/16"S	1/4"F	1/4"S	13	17	10.2	10.6	12.2	39	2.16	1	POE	10.8	7.6							
UCHC0050RW****	1/2	5/16"S	1/4"F	1/4"S	13.3	17	11.8	10.6	12.2	49	2.16	1	POE	18.6	11.6	4.2						
LCHC0060RW****	5/8	3/8"S	1/4"F	1/4"S	13.3	17	11.8	10.6	12.2	48	2.2	1	POE	18.6	13.9	6.3						
LCHC0075RW****	3/4	3/8"S	1/4"F	1/4"S	13.3	18	11.8	10.6	12.2	63	4	1	POE	19.6	11.9	5.5						E1
LCHC0100RW****	1	3/8"S	1/4"F	1/4"S	16.9	19	13.4	9.3	14.8	90	4	1	POE	30.1		8.0						E1
LCHC0150UW****	1 1/2	1/2"S	1/4"F	3/8"S	19.6	24.8	16.1	16.5	16.0	130	10	1	POE	28.7		18	11	5	4			E3
LCHC0200UW****	2	5/8"S	1/4"F	3/8"S	19.6	24.8	16.1	16.5	16.0	130	10	1	POE	28.7		24	19	6	4			E3
LCHC0300UW****	3	7/8"S	1/4"F	1/2"S	27	27.5	17.4	19.1	25.4	150	10	2	POE	62.6		32	21	10	8			E4
LGHC0400UW****	4	7/8"S	1/4"F	1/2"S	39.4	27.6	22	18.1	37.8	210	17.5	3	POE	62.6		36	78	12	10			E4
LGHC0600UW****	6	1 1/8"S	1/4"F	1/2"S	47.2	31.5	26.6	19.7	45.7	300	26	3	POE	131.9			43	17	14			E5
LGHC0750UW****	7 1/2	1 1/8"S	1/4"F	1/2"S	47.2	31.5	26.6	19.7	45.7	300	26	3	POE	131.9			53	22	18			E5


DANFOSS-MANEUROP AIR COOLED CONDENSING UNITS

OUTDOOR ENCLOSURES

Danfoss condensing units are available in lightweight, corrosive resistant outdoor enclosures to protect against the elements.

Six enclosure options are available.

- Innovative design for quick and assembly
- Durable, sturdy 16 gauge galvanized steel
- 6 models available to protect units up to 13.5 HP



Unit	OUTDOOR ENCLOSURE				
	H	L	W	MODEL	CODE NUMBER
1 HP and below	15	18	22	E1	119-6040
HCZC0150 HCZC0200 LCZC0150 LCZC0200	19	26	22	E2	119-6041
HCZC0250 HCZC0300 LCZC0300	19	29	29.5	E3	119-6042
HGZC0400 LGZC0400	23	30	42	E4	119-6043
HGZC0500 HGZC0600 HGZC0700 LGZC0600 LGZC0750	27	33	48	E5	119-6044
HGZC0900 HGZC1000 HGZC1200 HGZC1350	33	36	62	E6	119-6045

Refrigeration

DANFOSS-MANEUROP

OPTYMA

Fan Guard

Danfoss Code	Description	Unit Used	CU Voltages
7006506	FAN GUARD 14"	HCGC0200; HCGD0150,0200; HCMC0150, 0250, 0300; HCZC0150, 0225, 0250, 0275, 0300, 0400; HCZD0150, 0250; HGZC, HGZD0400; LCZB0150, 0200, 0300; LCZC0150, 0200, 0300; LGZC0400	- - - -
7006507	FAN GUARD 18"	HCZD0300; HGZD0550,0600, 0700; HGMC0400, 0550, 0600, 0700; HGZC0550, 0600, 0675, 0700; LGZC0600, 0750	- - - -
TO10317P01	FAN GUARD 22"	HGMC, HGZC0900, 1000, 1200, 1350; HGZD1050, 1200;	- - - -
TO10314P01	FAN MOTOR SUPORT Needs to be assembly y fan guard 22"		- - - -
7006501	FAN GUARD 11"	HCMC, HGZC, HGZD0200	- - - -
119-3094	FAN BASE 72mm	LCHC0033	- - - -
119-3095	FAN BASE 94mm	LCHC0050, 0060, 0065, 0075	- - - -
119-3096	FAN BASE 54mm	LCHC0025,0026	- - - -
119-3624	FAN GUARD 9" FOR EBM MOTOR	HCHC0020, 0025, 0033; MCGA0050; MCGB0040, 0045, 0050; MCHA0033, 0040; LCHB0040; LCHC0033; UCGC0033; UCHC0020, 0025, 0033;	- - - -
119-3625	FAN GUARD 8"	HCGC0020,0025; MCGA, MCGB0020, 0025, 0033; MCHA0020,0025; LCGC0020, 0025; LCHB0025, 0026, 0033; LCHC0020, 0025, 0026; UCGC0017, 0020 , 0025	- - - -
119-3626	FAN GUARD 7" SQR BLK	119-2041, 119-2051	
119-3634	FAN GUARD 12" FOR EBM	HCGC0065; HCHC0060, 0075, 0100; HCMC0075,0100; MCGB0075; MCHA0075, 0100; LCHB0100	- - - -
119-3637	FAN GUARD 10"	HCGC0050,0055; HCHC0050; HCMC0050, 0060; MCHA0050, 0060; MCGB0055; LCHB0050, 0060,0075; LCHC0040,0050, 0060, 0065, 0075; UCGC, UCHC0050;	- - - -
119-3638	FAN GUARD 12"	HCGC75; HCHC75, 100; MCGB100; LCHC100	- - - -
191U138101	FAN GUARD 12"	HCHC0101	- - - -
191U138110	FAN GUARD 12"	HCGC0100	- - - -

Compressors,
Chillers, Condensers

Motors

Electrical

Heating
Components

Indoor Air
Quality

Thermostats

Oils &
Chemicals

Accessories, Supplies
& Commodities

Tools &
Instruments

Refrigeration

DANFOSS-MANEUROP OPTYMA

Receiver

Danfoss Code	Description	Unit Used	CU Voltages
680850801	RECEIVER 6" x 20" 17.5 Lb BLACK	HGMC, HGZC, LGZC0400	- - - -
680851001	RECEIVER 8 5/8" x 18" 26 Lb BLACK	HGMC, HGZC0550, 0600, HGMC0700; HGZC0675, 0700; HGZD0700 LGZC0600, 0750	- - - -
680851101	RECEIVER 8 5/8" x 21" 36 Lb BLACK	HGMC, HGZC0900, 1000, 1200; HGZD1050, 1200;	- - - -
680851201	RECEIVER 8 5/8" x 25" 43 Lb BLACK	HGMC, HGZC, HGZD1350	- - - -
680853601	RECEIVER 5" x 12" 10 Lb BLACK	HCMC0150, 0200, 0250, 0300; HCZC0150, 0225, 0250, 0275, 0300; HGZC0200, 0300; LCZB, LCZC0150, 0200, 0300;	- - - -
119-3643	Receiver 0.4 L UL BK 2.5"ODx5"	UCGC0025, 0033, 0050; UCHC0025, 0033, 0050, 0060; HCHC, LCHC0060; HCMC0025, 0030, 0033, 0050	
119-3644	Receiver UL BK 3"ODx9"	UCGC0025, 0033, 0050; UCHC0025, 0033, 0050, 0060; HCHC, LCHC0060; HCMC0025, 0030, 0033, 0050	
119-3670	Receiver UL BK 2.5"ODx5"	UCGC0025, 0033, 0050; UCHC0025, 0033, 0050, 0060; HCHC, LCHC0060; HCMC0025, 0030, 0033, 0050	
119-3671	Receiver UL BK 3"ODx9"	UCGC0025, 0033, 0050; UCHC0025, 0033, 0050, 0060; HCHC, LCHC0060; HCMC0025, 0030, 0033, 0050	
118U0522	RECEIVER TANK 2.2 Lb	UCGC0025, 0033, 0050; UCHC0025, 0033, 0050, 0060; HCHC, LCHC0060; HCMC0025, 0030, 0033, 0050	- - - -
118U0534	RECEIVER TANK 4 Lb	HCGC0055, 0075, 0100; HCHC, LCHC0075, 0100; HCMC0060, 0075, 0100	- - - -

Pressure Control

Danfoss Code	Description	Unit Used	CU Voltages
060-5246	Kpu 7 (high pressure)	Model Option Code "K"	- - - -
060-5233	Kpu 1 (Low pressure)	Model Option Code "M"	- - - -
060-5242	Kpu 5 (Fan Cycl)	Model Option Code "9"	- - - -
060-5250	Pressure control Kpu 15 (dual)	Model Option Code "J"	- - - -
061F6050	CARTRIDGE ACB-2UB2115W	Model Option Code "P"	- - - -

DANFOSS-MANEUROP

OPTYMA

Crankcase Heater

Danfoss Code	Description	Unit Used	CU Voltages
7303507	CRANKCASE HEATER 48" Including STOPPINGRING MA10109	1.5 Hp or larger	N, Q, R & X
119-5400	Belt Heater 115 V	1.0 Hp and below Model Option Code "H"	B
119-5401	Belt Heater 220 V	1.0 Hp and below. Model Option Code "H"	N

Service Valves

Danfoss Code	Description	Compressor / Unit Used	CU Voltages
6804506V02	Rotalock Service Valve V02 1 3/4"RX1 1/8"S	MT(Z) 44, 50, 56, 64, 72, 80, 100, 125, 144, 160 LT(Z) 44, 50, 88, 100	- - - -
6804503V04	Rotalock Service Valve V04 1 1/4"RX3/4"S	MT(Z) 44, 50, 56, 64, 72, 80 LT(Z) 44, 50 Discharge	- - - -
6804504V05	Rotalock Service Valve V05 1 1/4"RX7/8"S	MT(Z) 100, 125, 144, 160 LT(Z) 88, 100 Discharge	- - - -
6804501V06	Rotalock Service Valve V06 1"RX1/2"S	MT(Z) 18, MT(Z) 22-3 & 4, MT(Z) 28-3 & 4, Suction MT(Z) 22, 28, 32, 36, 40 Discharge	- - - -
6804505V07	Rotalock Service Valve V07 1 3/4"RX7/8"S	MT(Z) 44, 50, 56, 64, 72, 80, 100, 125, 144, 160 LT(Z) 44, 50, 88, 100	- - - -
6804502V09	Rotalock Service Valve V09 1 1/4"RX5/8"S	MT(Z) 22-1, 28-1, 32, 36,40 Suction LT(Z) 22, 28 Suction	- - - -
119-3609	LIQUID STOP VALVE 1/4	HCMC25, 33, 50; UCGC17, 20, 25, 33; UCHC20, 25, 33	- - - -
119-3610	SUCTION STOP VALVE 3/8	HCHC60, 75; HCMC25, 33, 50; LCHC60; UCGC17, 20, 25, 33, 50; UCHC20, 25, 33, 50, 60	- - - -
119-3611	LIQUID STOP VALVE 1/4	HCGC55, 75, 100; HCHC75,100; HCMC25, 33, 50, 60, 75, 100; LCHC60, 75, 100; UCGC, UCHC25, 33, 50	- - - -
119-3977	SUCTION STOP VALVE 5/8	HCGC55; HCHC75, 100; HCMC60, 75, 100; LCHC75	- - - -
119-3978	SUCTION STOP VALVE 1/2	HCGC75, 100; LCHC100	- - - -

Sight Glass

Danfoss Code	Description	Unit Used	CU Voltages
014-0172	SIGHT GLASS SGN 10	All Units with Refrigerant HFC	- - - -
014-0173	SIGHT GLASS SGN 12	All Units with Refrigerant HFC	- - - -
014-0174	SIGHT GLASS SGN 16	All Units with Refrigerant HFC	- - - -
014-0182	SIGHT GLASS SGI 10	All Units with Refrigerant HCFC y CFC	- - - -
014-0183	SIGHT GLASS SGI 12	All Units with Refrigerant HCFC y CFC	- - - -
014-0184	SIGHT GLASS SGI 16	All Units with Refrigerant HCFC y CFC	- - - -

Compressors,
Chillers, Condensers

Motors

Electrical

Heating
Components

Indoor Air
Quality

Thermostats

Oils &
Chemicals

Accessories, Supplies
& Commodities

Tools &
Instruments

Refrigeration

Refrigeration

Compressors, Chillers, Condensers
 Motors
 Electrical
 Heating Components
 Indoor Air Quality
 Thermostats
 Oils & Chemicals
 Accessories, Supplies & Commodities
 Tools & Instruments
 Refrigeration

DANFOSS-MANEUROP

OPTYMA

Aspera Electrical Accessories Kits

Danfoss Code	Description	Unit Used	CU Voltages
119-7443	191U196000 T6217Z1 115V	HCGC60, HCGC65	B
119-7444	191U196100 T6217E 115V	HCMC60	B
119-7445	191U196200 T6217E 220V	HCMC60	N
119-7446	191U196300 J6220Z 115V	HCGC, MCGB75	B
119-7447	191U196400 J6220Z 220V	HCGC, MCGB75	N
119-7448	191U196500 T2168GK 220V	LCHC65	N
119-7449	191U196600 T2168GK 115V	LCHC65	B
119-7450	191U196700 T2178GK 115V	LCHB,LCHC 75	B
119-7451	191U196800 T2178GK 220V	LCHB,LCHC 75	N
119-7452	191U197000 T6220GK 220V	HCHC, MCHA 75	N
119-7453	191U197100 J9226GK 220V	HCMC101, MCHA100	N
119-7454	191U197200 T6222GK 220V	HCHC100	N
119-7455	191U197300 J2192GK 220V	LCHB,LCHC 100	N
119-7456	191U197400 J6226Z 220V	HCGC, MCGB100	N
119-7457	191U197500 NE6181E 115V	HCMC25	B
119-7458	191U197600 NE6210E 115V	HCMC33	B
119-7459	191U197700 NE9213E 115V	HCMC50	B
119-7460	191U197800 NE9213E 220V	HCMC50	N
119-7461	191U197900 T6215Z 115V	HCGC50, MCGB55	B
119-7462	191U198000 T6220E 115V	HCMC75	B
119-7463	191U198100 T6220E 220V	HCMC75	N
119-7464	191U198200 T6222E 115V	HAM012E35B	B
119-7465	191U198300 J7231F 220V	HAM016E35N	N
119-7466	191U198500 J7225F 220V	HAM10, HAM12	N
119-7467	191U198600 T6222E 115V	HAM12,15 HCMC100	B
119-7468	119-8000 T6213A 115V	HCBC50	B
119-7469	119-8001 T6215A 115V	HCBC55	B
119-7470	119-8002 J6220A 115V	HCBC75	B
119-7471	119-8003 J6220A 220V	HCGC75	N

Refrigeration

DANFOSS-MANEUROP

OPTYMA

Clips

Danfoss Code	Description	Unit Used	CU Voltages
119-3361	COMPRESSOR CLIPS	All units with steel base plate	All
119-3362	COMPRESSOR CLIPS	All units with plastic base plate	All

Capacitors

Danfoss Code	Description	Compressor / Unit Used	CU Voltages
7304533	RUN CAPACITOR 25MFD 440VAC RUN	HCZC, HCZD150	N
191U012501	RUN CAPACITOR 45 MFD 440 VAC	HCMC250, 300; HCZC250, 275, 300; HCZD225, 250, 300, 400; HGZC400; LCZB300; LCZC300, 400	N
191U013601	RUN CAPACITOR 50 MFD 440VAC	HCGC0200, 250	N
191U013701	RUN CAPACITOR 55 MFD 440 VAC	HGZC,HGZD0550	N
191U012600	start capacitor 233-280	HGZC,HGMC0500	N
191U012800	CAPACITOR 145-175MF 330V START	HCMC, HCZD, HCZC0250; HCGD0150; HCZC0520; LCZC0300; HGZC, HGMC, LGZC0400; LCZB, LCZC0200.	N
191U012900	CAPACITOR 100 MFD	LCZB, LCZC, HCZD, HCZC, HCMC0150; LCZC, HCGD, HCZC, HCMC0200; HCZC, HCMC0275; HCZD, HCZC, HCMC0300;	N

Compressors,
Chillers, Condensers

Motors

Electrical

Heating
Components

Indoor Air
Quality

Thermostats

Oils &
Chemicals

Accessories, Supplies
& Commodities

Tools &
Instruments

Refrigeration

DANFOSS-MANEUROP OPTYMA

Filter

Danfoss Code	Description	Unit Used	CU Voltages
023Z5023	FILTER DRIERS DCL083 s 3/8"	Model Option Code "F"	- - - -
023Z5032	FILTER DRIERS DCL164s 1/2"	Model Option Code "F"	- - - -
023Z5033	FILTER DRIERS DCL165 5/8"	Model Option Code "F"	- - - -
023Z5058	FILTER DRIERS DML083 3/8"	Model Option Code "F"	- - - -
023Z5064	FILTER DRIERS DCL163s 3/8"	Model Option Code "F"	- - - -
023Z5067	FILTER DRIERS DML164 1/2"	Model Option Code "F"	- - - -

Relay

Danfoss Code	Description	Unit Used	CU Voltages
8173024	START RELAY 35 A.	- - - - -	All units 220 Volts Single phase

Contactors

Danfoss Code	Description	Unit Used	CU Voltages
7305503	CONTACTOR 3P 40A 208-240V	HGMC0400, 0550, 0600, 0700, 0900, 1000, 1200, 1350; HGZC0400, 0550, 0600, 0675, 0700, 0900, 1000, 1200, 1350; HGZD0400, 0550, 0600, 0700, 1050, 1200, 1350; LGZC0400, 0600, 0750	Q
7305504	CONTACTOR 3P 30A 208-240V	HGMC0600, 0700, 0900, 1000; HGZC0400, 0550, 0600, 0675, 0700, 0900, 1000, 13500; HGZD0400, 0550, 0600, 0700, 1050, 1200, 1350; LGZC0400, 0600, 0750	R
7305505	CONTACTOR 3P 50A 208-240V	HGMC, HGZC, HGZD0400, 0550; LGZC0400	N
7305513	CONTACTOR 2P 30A 208-240V	HCGD, HCMC, HGZC0150,0200; HCZC0150; HGZD0150, 0200; LCZB, LCZC0150, 0200, 0300	N

Transformer

Danfoss Code	Description	Unit Used	CU Voltages
7306500	TRANSFORMER 480/240V B050PU1519JJ	1.5 Hp and larger	R
7306506	TRANSFORMER 230/460/575V PRI	1.5 Hp and larger	X

Refrigeration

DANFOSS-MANEUROP

OPTYMA

Aspera Compressors

Danfoss Code	Description	Unit Used	CU Voltages
191U196000	T6217Z1 115V	HCGC60, HCGC65	B
191U196100	T6217E 115V	HCMC60	B
191U196200	T6217E 220V	HCMC60	N
191U196300	J6220Z 115V	HCGC, MCGB75	B
191U196400	J6220Z 220V	HCGC, MCGB75	N
191U196500	T2168GK 220V	LCHC65	N
191U196600	T2168GK 115V	LCHC65	B
191U196700	T2178GK 115V	LCHB,LCHC 75	B
191U196800	T2178GK 220V	LCHB,LCHC 75	N
191U197000	T6220GK 220V	HCHC, MCHA 75	N
191U197100	J9226GK 220V	HCMC101, MCHA100	N
191U197200	T6222GK 220V	HCHC100	N
191U197300	J2192GK 220V	LCHB,LCHC 100	N
191U197400	J6226Z 220V	HCGC, MCGB100	N
191U197500	NE6181E 115V	HCMC25	B
191U197600	NE6210E 115V	HCMC33	B
191U197700	NE9213E 115V	HCMC50	B
191U197800	NE9213E 220V	HCMC50	N
191U197900	T6215Z 115V	HCGC50, MCGB55	B
191U198000	T6220E 115V	HCMC75	B
191U198100	T6220E 220V	HCMC75	N
191U198200	T6222E 115V	HAM012E35B	B
191U198300	J7231F 220V	HAM016E35N	N
191U198500	J7225F 220V	HAM10, HAM12	N
191U198600	T6222E 115V	HAM12,15 HCMC100	B
119-8000	T6213A 115V	HCBC50	B
119-8001	T6215A 115V	HCBC55	B
119-8002	J6220A 115V	HCBC75	B
119-8003	J6220A 220V	HCGC75	N

Compressors,
Chillers, Condensers

Motors

Electrical

Heating
Components

Indoor Air
Quality

Thermostats

Oils &
Chemicals

Accessories, Supplies
& Commodities

Tools &
Instruments

Refrigeration

Refrigeration

Compressors, Chillers, Condensers
 Motors
 Electrical
 Heating Components
 Indoor Air Quality
 Thermostats
 Oils & Chemicals
 Accessories, Supplies & Commodities
 Tools & Instruments
 Refrigeration

DANFOSS-MANEUROP OPTYMA

Condenser

Danfoss Code	Description	Unit Used	CU Voltages
7401563	CONDENSER 13T, 3R, 10 app, S	HCMC, HGZC, HGZD0200	- - - -
7401566	CONDENSER, 14T, 5R, 10APP, S	HCGC0200; HCGD0150, 0200	- - - -
740154601	CONDENSER, 14T, 4R, 10APP, S	HCMC, HCZC, HCZD0150; LCZB, LCZC0150, 0200	- - - -
191U130701	CONDENSER 20T, 4R, 10APP, L	HGZC, HGZD, LGZC0400	- - - -
191U131001	CONDENSER 24T, 3R, 10 APP, L	HGMC, HGZC, HGZD, 0550, 0600	- - - -
191U131101	CONDENSER 24T, 4R, 10 APP, L	HGZD0700; LGZC0600, 0700, 0750	- - - -
191U131201	CONDENSER 24T, 5R, 10 APP, L	HGMC0700; HGZC0675, 0700	- - - -
191U131301	CONDENSER 32T, 4R, 10 APP, L	HGMC, HGZC0900, 1000, 1200, 1350; HGZD1050, 1200, 1350	- - - -
191U131601	CONDENSER 16T, 4R, 10APP, S	HCMC250, 300; HCZC225, 250, 275, 300; HCZD250; LCZC, LCZB300	- - - -
191U131701	CONDENSER 20T, 3R, 10APP, S	HCMC, HCZC0300	- - - -
119-3152	CONDENSER AC 014T/2R/5/16"S 07FPI	119-2041, 119-2051	
119-3158	CONDENSER AC 026T/3R/3/8"S 07FPI	119-2017, 119-2047	- - - -
119-3160	CONDENSER AC 024T/3R/3/8"S 07FPI	119-2019	
119-3169	CONDENSER 24T/3R 7F 5/16"	HCGC0020, 0025; MCGA, MCGB0033; MCHA0025; LCHC0025, 0026, 0033; UCGC0020, 0025	- - - -
119-3170	CONDENSER 26T/3R 7F 5/16"	HCHC0020; HCMC0025, MCGB0040, 0045; MCHA0033; LCHB0040; LCHC0033, UCG0033; UCHC0020	- - - -
119-3171	CONDENSER 44T/4R 7F 5/16 RIFLE	HCHC0025, 0033; HCMC0033; MCGA, MCGB0050; UCHC0025, 0033	- - - -
119-3172	CONDENSER 44T4R7F5/16R	HCGC0055; HCHC0050, HCMC0050, 0060; MCGB0055; MCHA0060; LCHC0060, 0065, 0075; UCGC, UCHC0050;	- - - -
119-3175	CONDENSER 52T/4R 9F 5/16 RIFLE	HCGC0065; HCHC0060; HCMC0075, 0100; MCGB0075; MCHA0075, 0100; LCHB0100	- - - -
119-3176	CONDENSER 16T2H RIFLED 5/16"	MCGA, MCGB0020, 0025; MCHA0020; LCGC0020, 0025; LCHC0020, LCHB0025; UCGC0017	- - - -
119-3177	CONDENSER 32T/3H RIFLED	MCHA0050; LCHB0050, 0060, 0075; LCHC0040, 0050, 0060	- - - -
119-3181	CONDENSER 36T/34R/12F 3/8R	HCGC0075; HCHC0075, 0100; MCGB0100; LCHC0100,	- - - -
119-3182	CONDENSER 60T/4H/15F3/8R	HCGC0100	- - - -
119-3183	CONDENSER 48T/4R/10F 5/16R	HCHC0101	- - - -

DANFOSS-MANEUROP OPTYMA

Fan Motor

Danfoss Code	Description	Unit Used	CU Voltages
191U137120	MOTOR 1/5 HP 220 V, 50/60 Hz, 4P, 1/2"	HCGD00150, 00200; HCZC,HCZD0150; HGZD0400; LCZB, LCZC0150,0200;	N & Q
191U137620	MOTOR 1/5Hp 460 V,50/60 Hz, 4P,1/2"		R
191U137320	MOTOR 1/2 Hp 230 V, 50/60Hz, 4P, 1/2"	HCZD0300, 0550; HGZD0550, 0600, 0700	N & Q
191U137820	MOTOR 1/2 Hp 460V,50/60Hz,4P, 1/2"		R
191U137420	MOTOR 3/4 Hp 230 V, 50/60Hz, 6P, 1/2"	HGMC0900, 1000, 1350; HGZC0900, 1000, 1350; HGZD1050, 1200, 1350;	R
191U137920	FAN MOTOR 3/4HP 460V/50-60Hz/1PH 6P	HGZD0900, 1000, 1200, 1250, 1350; HGMD0900, 1000, 1200, 1350; HGZC0700, 0900, 1000, 1200, 1350; HGMC0900, 1000, 1200, 1350	R
7605524	MOTOR 1/3 Hp, 220V 50/60 Hz, 6P, 1/2"	HGMC0400, 0550, 0600, 0700; HGZC0550, 0600, 0675, 0700; LGZC0600, 0750	N & Q
7605513	MOTOR 1/3 Hp, 460V 50/60 Hz, 6P, 1/2"		R
7605518	MOTOR 1/15 HP 220 V, 50/60 Hz, SP, 5/16"	HCGC0075,0100; HCHC0075, 0100; HCMC,HGZC,HGZD0200; MCGB0100; LCHC0100	N & Q
7605521	MOTOR 1/15 Hp 115 V, 50/60 Hz, SP, 5/16"	HCGC, HCHC0075	B
119-3250	MOTOR 5W EBM 50/60 Hz, 115V, 4P	MCGA0020,0025; MCGB0020,0025; MCHA0020; LCGC0020,0025; LCHC0020; LCHB0025;	B
119-3256	FAN MOTOR 9W EBM 1550RPM 50/60 Hz, 115V, 4P	HCGC0020, 0025; HCMC0025; HCMC0033; MCGA0033, 0050; MCGB0033, 0040, 0045, 0050; MCHA0025, 0033, 0040; LCHB0026,0033,0040; LCHC0025,0026, 0033; UCGC, UCHC0020,0025, 0033;	B
119-3257	FAN MOTOR 16W EBM1550RPM 50/60 Hz, 115V, 4P	HCGC0050, 0055; HCHC0050; HCMC0050, 0060; MCGB0055; LCHB0050, 0060, 0075; LCHC0040, 0050, 0060, 0065, 0075; UCGC, UCHC0050;	B
119-3260	MOTOR 16W EBM 50/60 Hz, 220V, 4P	HCMC0050, 0060; LCHB0075; LCHC0060, 0065, 0075; UCHC0050	N
119-3263	FAN MOTOR 34W EBM 50/60 Hz, 115V, 4P	HCGC0065; HCHC0060; MCGB, MCHA0075	B
119-3264	FAN MOTOR EBM220/34W 50/60 Hz, 220V, 4P	HCHC0060; HCMC0075, 0100; MCGB075; MCHA0075, 100; LCHB0100;	N
191U137020	MOTOR 1/6 230W 230/50-60/1D300	HCHC0101	N

Compressors,
Chillers, Condensers

Motors

Electrical

Heating
Components

Indoor Air
Quality

Thermostats

Oils &
Chemicals

Accessories, Supplies
& Commodities

Tools &
Instruments

Refrigeration

DANFOSS-MANEUROP OPTYMA

Fan Blade

Danfoss Code	Description	Unit Used	CU Voltages
7002000	FAN BLADE 14", 33°, 4 B, 1/2"	HCGC0200; HCGD0150, 0200; HCMC0150, 0250, 0300; HCZC0150, 0225, 0250, 0275, 0300, 0400; HCZD0150, 0250; HGZD0400, LCZB, LCZC0150, 0200, 0300; LGZCC0400	- - - -
7002001	FAN BLADE 18", 24°, 4 B, 1/2"	HCZD0300; HGMC0400, 0550, 0600, 0700; HGZC0550, 0600, 0675, 0700; HGZD0550,0600, 0700; LGZC0600, 0750	- - - -
7002002	FAN BLADE 22", 32°, 4 B, 1/2"	HGZC900, 1000, 1200, 1350; HGZD1050, 1200, 1350; HGMC900, 1000, 1200, 1350	- - - -
7002503	FAN BLADE 11", 32°, 5 B, 5/16"	HCMC, HGZC, HGZD0200	- - - -
119-3303	FAN BLADE 9",30°,5 blades	HCHC0020, 0025, 0033; HCMC0025, 0033; MCGB0040, 0045, 0050; MCHA0033, 0040, 0050; LCHB0040; LCHC0033; UCGC0033, UCHC0020, 0025, 0033	- - - -
119-3305	FAN BLADE AL 7"x29°x5 -1/4"ID CCW	119-2041, 119-2051	
119-3306	"FAN BLADE 8",5 BLADES"	HCGC0020,0025; MCGA, MCGB0033; MCHA0025; LCHB0026, 0033; LCHC0025, 0026; UCGC0020, 0025	- - - -
119-3309	FAN BLADE 8" x 22	MCGA, MCGB0020, 0025; MCHA0020; LCGC0020,0025; LCHB0025; LCHC0020; UCGC0017	- - - -
119-3311	FAN BLADE 10", 34°, 5	HCGC0050,0055; HCHC0050; HCMC0050,0060; MCGB0055; MCHA0050, 0060; LCHB0060, 0075; LCHC0040, 0050, 0060, 0065, 0075; UCGC, UCHC0050;	- - - -
119-3313	FAN BLADE 12",28° , 5 S/buje VA-12-285	HCGC0065; HCHC0060; HCMC0025, 0033, 0075, 0100; MCGB0075; MCHA0075, 0100; LCHB0100; UCHC0033	- - - -

DANFOSS-MANEUROP CMW/CMEW/CLW/CLEW WATER COOLED CONDENSING UNITS

Performance Data — CMW High-to-Medium Temperature — R-22

MODEL		EVAPORATING TEMPERATURE (°F)						
		40	30	25	20	10	0	-10*
CMW18	Btu/h	17,000	12,800	11,000	9400	6700	4550	2940
	kW	1.43	1.34	1.29	1.23	1.10	0.96	0.80
	GPM	1.9	1.3	1.1	0.9	0.6	0.4	0.3
	PSI	2.2	1.3	1.0	0.7	0.4	0.3	0.1
CMW22	Btu/h	23,350	18,150	15,850	13,700	10,000	6850	4230
	kW	1.88	1.77	1.69	1.61	1.42	1.21	0.98
	GPM	3.1	2.2	1.8	1.5	1.0	0.7	0.4
	PSI	4.8	2.8	2.1	1.6	0.9	0.5	0.2
CMW28	Btu/h	31,250	25,050	22,250	19,600	15,000	10,900	7450
	kW	2.48	2.38	2.31	2.23	2.03	1.79	1.54
	GPM	3.3	2.5	2.2	1.9	1.5	1.2	0.9
	PSI	1.8	1.2	0.9	0.8	0.6	0.4	0.3
CMW36	Btu/h	39,350	31,800	28,350	25,100	19,400	14,300	9940
	kW	3.30	3.11	2.99	2.87	2.61	2.33	2.05
	GPM	5.2	3.7	3.2	2.7	2.0	1.5	1.1
	PSI	3.7	2.1	1.7	1.3	0.8	0.6	0.4
CMW50	Btu/h	51,950	40,400	35,450	31,000	23,400	17,250	12,450
	kW	4.28	3.97	3.80	3.62	3.23	2.82	2.41
	GPM	5.2	3.5	2.9	2.4	1.8	1.4	1.1
	PSI	2.4	1.3	1.0	0.8	0.6	0.4	0.3
CMW64	Btu/h	66,750	52,450	46,200	40,400	30,500	22,100	15,200
	kW	5.50	5.17	4.97	4.75	4.26	3.72	3.15
	GPM	8.1	5.3	4.3	3.6	2.5	1.8	1.3
	PSI	3.4	1.8	1.4	1.1	0.8	0.6	0.5
CMW72	Btu/h	72,600	57,590	50,920	44,740	33,850	24,620	16,900
	kW	6.14	5.70	5.46	5.22	4.71	4.19	3.66
	GPM	7.9	5.9	5.1	4.5	3.5	2.7	1.9
	PSI	2.4	1.4	1.2	0.9	0.6	0.4	0.2
CMW80	Btu/h	82,750	65,660	58,060	51,030	38,620	28,090	19,280
	kW	6.94	6.43	6.16	5.80	5.30	4.71	4.12
	GPM	9.9	7.1	6.1	5.2	4.0	3.1	2.2
	PSI	3.5	2.0	1.5	1.2	0.7	0.5	0.3
CMW100	Btu/h	101,240	79,340	69,760	61,000	45,830	33,320	23,200
	kW	7.85	7.56	7.34	7.09	6.49	5.80	5.05
	GPM	13.4	8.4	6.8	5.5	3.7	2.6	1.9
	PSI	4.2	1.8	1.2	0.9	0.5	0.3	0.3
CMW125	Btu/h	131,510	103,820	91,680	80,550	61,250	45,270	32,270
	kW	10.39	9.84	9.51	9.15	8.37	7.52	6.64
	GPM	17.8	12.2	10.2	8.6	6.4	5.0	4.1
	PSI	4.6	2.4	1.8	1.4	1.0	0.7	0.6
CMW144	Btu/h	149,580	117,910	104,070	91,420	69,560	51,560	37,030
	kW	11.65	11.03	10.66	10.26	9.39	9.45	7.47
	GPM	15.7	11.2	9.6	8.3	6.4	5.3	4.0
	PSI	3.1	1.7	1.3	1.0	0.6	0.5	0.4
CMW160	Btu/h	165,160	130,280	115,050	101,140	77,100	57,330	41,400
	kW	13.06	12.37	11.96	11.51	10.54	9.49	8.41
	GPM	19.1	13.2	11.2	9.6	7.2	5.6	4.5
	PSI	4.4	2.3	1.7	1.3	0.8	0.5	0.4

Btu/h = Capacity.

kW = Input Power.

GPM = Water Flow in gpm.

PSI = Water Pressure Drop through condenser in psi.

Rated Conditions: 65° F/40° F Return Gas, 5° F Subcooling, 60 Hz operation, 105° F Condensing, 75° F Entering Water (30° ITD).

For 20° ITD (ITD = condensing temperature - entering water temperature)

allow 3 gpm/ton water flow.

Compressors,
Chillers, Condensers

Motors

Electrical

Heating
Components

Indoor Air
Quality

Thermostats

Oils &
Chemicals

Accessories, Supplies
& Commodities

Tools &
Instruments

Refrigeration

DANFOSS-MANEUROP CMW/CMEW/CLW/CLEW WATER COOLED CONDENSING UNITS

Performance Data — CMEW High-to-Medium Temperature — R-134a

MODEL		EVAPORATING TEMPERATURE (°F)						
		50	40	30	25	20	10	0
CMEW18	Btu/h	15,561	12,146	9272	8075	6878	4905	3297
	kW	1.07	1.00	0.92	0.87	0.82	0.73	0.63
	GPM	1.5	1.1	0.8	0.7	0.6	0.4	0.3
	PSI	1.6	1.0	0.6	0.5	0.4	0.2	0.1
CMEW22	Btu/h	19,618	15,312	11,690	10,181	8672	6184	4156
	kW	1.35	1.26	1.16	1.11	1.05	0.92	0.80
	GPM	2.2	1.6	1.1	0.9	0.8	0.6	0.5
	PSI	2.8	1.7	1.0	0.8	0.6	0.4	0.2
CMEW28	Btu/h	24,738	19,308	14,740	12,838	10,935	7798	5240
	kW	1.70	1.59	1.46	1.39	1.31	1.16	1.00
	GPM	2.3	1.7	1.4	1.2	1.1	0.8	0.6
	PSI	1.0	0.7	0.5	0.4	0.4	0.3	0.2
CMEW36	Btu/h	31,123	24,291	18,544	16,151	13,757	9810	6593
	kW	2.13	2.00	1.84	1.75	1.65	1.46	1.26
	GPM	3.2	2.3	1.7	1.5	1.3	0.9	0.7
	PSI	1.6	1.0	0.7	0.6	0.5	0.3	0.3
CMEW50	Btu/h	44,079	34,403	26,264	22,874	19,484	13,894	9337
	kW	3.03	2.84	2.60	2.47	2.34	2.07	1.79
	GPM	3.5	2.5	1.9	1.6	1.4	1.1	0.8
	PSI	1.3	0.8	0.6	0.4	0.4	0.3	0.3
CMEW64	Btu/h	55,440	43,270	33,034	28,770	24,506	17,475	11,744
	kW	3.81	3.57	3.28	3.11	2.95	2.61	2.25
	GPM	5.1	3.5	2.5	2.1	1.8	1.3	1.0
	PSI	1.7	1.1	0.8	0.7	0.6	0.5	0.44
CMEW72	Btu/h	62,247	48,583	37,090	32,303	27,515	19,620	13,186
	kW	4.27	4.01	3.68	3.50	3.31	2.93	2.53
	GPM	5.9	4.5	3.5	3.1	2.7	2.0	1.3
	PSI	1.4	0.9	0.6	0.5	0.4	0.4	0.1
CMEW80	Btu/h	69,889	54,547	41,643	36,268	30,892	22,029	14,805
	kW	4.80	4.50	4.14	3.94	3.73	3.29	2.84
	GPM	10.4	8.2	6.3	5.5	4.7	3.3	2.1
	PSI	3.9	2.5	1.6	1.3	1.0	0.6	0.3
CMEW100	Btu/h	88,149	68,799	52,524	45,744	38,964	27,785	18,672
	kW	6.05	5.67	5.21	4.95	4.69	4.14	3.58
	GPM	9.1	5.9	3.9	3.3	2.8	2.0	1.4
	PSI	2.1	1.0	0.5	0.4	0.4	0.3	0.2
CMEW125	Btu/h	110,888	86,547	66,073	57,544	49,015	34,952	23,489
	kW	7.62	7.14	6.56	6.23	5.91	5.21	4.51
	GPM	12.2	8.6	6.3	5.5	4.9	4.1	3.6
	PSI	2.4	1.4	0.9	0.8	0.7	0.5	0.5
CMEW144	Btu/h	124,493	97,166	74,179	64,604	55,029	39,240	26,371
	kW	8.55	8.02	7.36	7.00	6.63	5.85	5.06
	GPM	11.0	8.2	6.3	5.6	4.9	3.9	3.1
	PSI	1.6	1.0	0.6	0.5	0.5	0.3	0.3
CMEW160	Btu/h	139,768	109,088	83,280	72,530	61,780	44,055	29,607
	kW	9.60	9.00	8.48	7.96	7.45	6.57	5.68
	GPM	13.3	9.6	7.2	6.3	5.5	4.3	3.3
	PSI	2.2	1.3	0.8	0.6	0.5	0.4	0.3

Btu/h = Capacity.

kW = Input Power.

GPM = Water Flow in gpm.

PSI = Water Pressure Drop through condenser in psi.

Rated Conditions: 20° F superheat, 5° F Subcooling, 60 Hz operation,

105° F Condensing, 75° F Entering Water (30° ITD).

For 20° ITD (ITD = condensing temperature - entering water temperature)

allow 3 gpm/ton water flow.

DANFOSS-MANEUROP

CMW/CMEW/CLW/CLEW WATER COOLED CONDENSING UNITS

Performance Data — CMEW High-to-Low Temperature — R-404A, R-507

MODEL		EVAPORATING TEMPERATURE (°F)								
		40	30	25	20	10	0	-10	-20	-25
CMEW18	Btu/h	18,402	14,590	12,647	11,023	8026	5674	3810	2351	1672
	kW	1.51	1.48	1.44	1.38	1.25	1.10	0.93	0.79	0.67
	GPM	2.1	1.6	1.3	1.1	0.8	0.5	0.4	0.3	0.2
	PSI	2.6	1.7	1.3	1.0	0.6	0.4	0.2	0.1	0.1
CMEW22	Btu/h	25,859	20,509	17,834	15,564	11,348	8026	5432	3323	2351
	kW	2.12	2.07	2.02	1.92	1.75	1.55	1.30	1.07	0.88
	GPM	3.7	2.7	2.3	1.9	1.3	0.9	0.6	0.4	0.3
	PSI	6.5	3.8	2.9	2.2	1.2	0.7	0.4	0.2	0.1
CMEW28	Btu/h	32,504	25,940	23,185	20,266	15,238	11,348	7622	5268	4297
	kW	3.04	2.84	2.72	2.62	2.36	2.08	1.85	1.59	1.39
	GPM	3.8	2.8	2.4	2.1	1.6	1.3	0.9	0.7	0.6
	PSI	2.2	1.4	1.1	0.9	0.6	0.4	0.3	0.3	0.2
CMEW36	Btu/h	41,016	32,749	29,182	25,534	19,293	14,348	9726	6810	5513
	kW	3.82	3.57	3.42	3.30	2.97	2.62	2.35	2.00	1.75
	GPM	5.9	4.1	3.5	2.9	2.1	1.6	1.2	0.9	0.8
	PSI	4.5	2.5	1.9	1.5	0.9	0.5	0.4	0.3	0.3
CMEW50	Btu/h	57,228	46,610	41,746	37,694	29,021	21,803	15,483	10,700	6971
	kW	5.50	5.10	4.77	4.57	4.07	3.55	3.05	2.55	2.33
	GPM	7.1	4.7	4.0	3.4	2.4	1.6	1.3	1.0	0.8
	PSI	3.9	2.0	1.6	1.3	0.8	0.5	0.4	0.3	0.3
CMEW64	Btu/h	71,982	57,656	52,606	47,339	36,559	27,398	19,454	13,376	8754
	kW	7.06	6.55	6.12	5.87	5.22	4.57	3.90	3.25	2.98
	GPM	10.6	6.9	5.8	4.9	3.3	2.4	1.7	1.2	1.0
	PSI	5.3	2.6	2.0	1.6	1.0	0.7	0.6	0.4	0.4
CMEW72	Btu/h	80,815	65,821	59,090	53,174	41,016	30,721	21,722	15,077	9809
	kW	8.07	7.47	7.00	6.70	5.97	5.22	4.45	3.75	3.43
	GPM	10.3	7.5	6.5	5.7	4.4	3.3	2.5	1.8	1.2
	PSI	3.9	2.2	1.7	1.4	0.9	0.6	0.4	0.2	0.1
CMEW80	Btu/h	90,787	73,927	66,305	59,658	46,040	34,531	24,477	16,858	11,025
	kW	9.18	8.50	7.95	7.63	6.78	5.93	5.05	4.25	3.88
	GPM	13.2	9.3	7.8	6.8	5.1	3.9	2.9	2.1	1.5
	PSI	6.2	3.3	2.4	1.9	1.1	0.7	0.5	0.3	0.2
CMEW100	Btu/h	114,131	91,597	81,304	72,062	56,577	43,933	32,181	24,073	19,941
	kW	9.15	9.37	8.55	8.25	7.60	6.92	6.10	5.10	4.80
	GPM	18.3	12.2	9.3	7.6	5.2	3.7	2.6	1.9	1.7
	PSI	7.2	3.5	2.2	1.5	0.8	0.5	0.3	0.3	0.2
CMEW125	Btu/h	139,870	113,805	102,213	90,704	71,089	55,283	40,530	30,237	25,128
	kW	12.27	11.42	10.97	10.60	9.72	8.87	7.85	6.55	6.15
	GPM	21.2	14.9	12.6	10.6	7.8	6.0	4.8	4.0	3.8
	PSI	6.4	3.4	2.5	1.9	1.2	0.9	0.7	0.6	0.5
CMEW144	Btu/h	157,092	127,830	114,779	102,830	79,924	62,090	45,475	35,000	28,128
	kW	13.87	12.91	12.40	11.97	11.02	10.05	8.85	7.40	6.95
	GPM	18.2	13.1	11.3	9.8	7.6	6.0	4.8	4.0	3.5
	PSI	4.0	2.2	1.7	1.3	0.9	0.6	0.4	0.4	0.3
CMEW160	Btu/h	176,385	143,477	128,889	114,299	89,652	69,711	51,067	38,098	31,614
	kW	15.95	14.85	14.25	13.75	12.65	11.55	10.20	8.50	8.00
	GPM	23.4	16.4	13.9	11.8	8.8	6.9	5.4	4.3	3.9
	PSI	6.3	3.3	2.5	1.8	1.1	0.7	0.5	0.4	0.3

Btu/h = Capacity.

kW = Input Power.

GPM = Water Flow in gpm.

PSI = Water Pressure Drop through condenser in psi.

Rated Conditions: 20° F Superheat, 5° F Subcooling, 60 Hz operation, 105° F Condensing, 75° F Entering Water (30° ITD).

For 20° ITD (ITD = condensing temperature - entering water temperature) allow 3 gpm/ton water flow.

Compressors,
Chillers, Condensers

Motors

Electrical

Heating
Components

Indoor Air
Quality

Thermostats

Oils &
Chemicals

Accessories, Supplies
& Commodities

Tools &
Instruments

Refrigeration

DANFOSS-MANEUROP

CMW/CMEW/CLW/CLEW WATER COOLED CONDENSING UNITS

Performance Data — CLEW — Extra Low Temperature — R-404A, R-507

MODELS		EVAPORATING TEMPERATURE (°F)							
		-5	-10	-15	-20	-25	-30	-35	-40
		Btu/h	kW	Btu/h	kW	Btu/h	kW	Btu/h	kW
CLEW22	Btu/h	8997	7833	6755	5757	4831	3979	3199	2370
	kW	1.83	1.71	1.59	1.47	1.35	1.22	1.10	0.97
	GPM	1.1	0.9	0.8	0.6	0.5	0.4	0.4	0.3
	PSI	0.9	0.7	0.6	0.5	0.4	0.3	0.2	0.1
CLEW28	Btu/h	13,331	11,619	10,020	8550	7177	5907	4733	3495
	kW	2.71	2.54	2.37	2.19	2.00	1.82	1.63	1.45
	GPM	2.0	1.6	1.4	1.1	0.9	0.8	0.6	0.5
	PSI	2.3	1.8	1.3	1.0	0.8	0.5	0.4	0.3
CLEW44	Btu/h	23,349	19,872	16,808	14,119	11,778	9747	8009	6076
	kW	4.61	4.34	4.05	3.75	3.44	3.12	2.81	2.48
	GPM	2.1	1.8	1.6	1.4	1.2	1.0	0.9	0.8
	PSI	0.7	0.6	0.5	0.4	0.4	0.3	0.3	0.3
CLEW50	Btu/h	29,158	25,301	21,810	18,658	15,808	13,250	10,958	8489
	kW	5.83	5.52	5.20	4.86	4.51	4.17	3.81	3.46
	GPM	2.9	2.5	2.1	1.8	1.6	1.4	1.2	1.0
	PSI	1.0	0.8	0.7	0.6	0.5	0.4	0.4	0.3
CLEW88	Btu/h	43,900	37,706	32,120	27,120	22,639	18,641	15,103	11,258
	kW	8.46	8.05	7.57	7.06	6.51	5.92	5.31	4.69
	GPM	5.6	4.5	3.7	3.0	2.5	2.0	1.7	1.4
	PSI	1.9	1.5	1.1	0.9	0.8	0.6	0.6	0.5
CLEW100	Btu/h	57,245	49,353	42,197	35,734	29,904	24,653	19,957	14,891
	kW	10.58	10.01	9.39	8.75	8.07	7.36	6.65	5.93
	GPM	7.7	6.5	5.5	4.7	4.1	3.5	2.9	2.4
	PSI	2.3	1.7	1.3	1.0	0.8	0.6	0.5	0.3

Btu/h = Capacity.

kW = Input Power.

GPM = Water Flow in gpm.

PSI = Water Pressure Drop through condenser in psi

Rated Conditions: 20° F Superheat, 5° F Subcooling, 60 Hz operation, 105° F Condensing, 75° F Entering Water (30° ITD).
 For 20° ITD (ITD = condensing temperature - entering water temperature) allow 3 gpm/ton water flow.

DANFOSS-MANEUROP

CMW/CMEW/CLW/CLEW WATER COOLED CONDENSING UNITS

CONDENSING UNIT MODEL	COMPRESSOR MODEL	VOLTAGE CODE					
		(208-230/1/60MCA)	(208-230/1/60MFS)	(208-230/3/60MCA)	(208-230/3/60MFS)	(460/3/60MCA)	(460/3/60MFS)
CM(E)W18*	MT(Z)18JA	11.6	20	8.0	15	3.1	15
CM(E)W22*	MT(Z)22JC	15.1	25	9.9	15	4.0	15
CM(E)W28*	MT(Z)28JE	22.4	40	15.1	25	6.3	15
CM(E)W36*	MT(Z)36JG	26.8	45	19.6	35	8.0	15
CM(E)W50*	MT(Z)50HK	33.0	50	20.5	35	10.8	15
CM(E)W64*	MT(Z)64HM	47.4	80	27.6	50	13.4	20
CM(E)W72*	MT(Z)72HN	47.4	80	26.8	45	13.4	20
CM(E)W80*	MT(Z)80HP	47.4	80	37.5	60	20.5	35
CM(E)W100*	MT(Z)100HS	--	--	38.4	60	19.6	35
CM(E)W125*	MT(Z)125HU	--	--	48.3	80	24.1	40
CM(E)W144*	MT(Z)144HV	--	--	57.1	100	26.8	45
CM(E)W160*	MT(Z)160HW	--	--	62.5	110	32.1	50
CL(E)W22*	LT(Z)22JE	17.0	25	11.0	20	4.5	15
CL(E)W28*	LT(Z)28JH	26.0	40	17.0	25	5.3	15
CL(E)W44*	LT(Z)44HM	34.0	60	22.0	35	10.0	15
CL(E)W50*	LT(Z)50HP	37.0	60	23.0	40	12.0	20
CL(E)W88*	LT(Z)88HU	--	--	38.0	50	17.0	25
CL(E)W100*	LT(Z)100HW	--	--	43.0	60	22.0	35

*Voltage Code.

MCA = Minimum Circuit Amps

MFS = Maximum Fuse Size

CMW/CMEW/CLW/CLEW WATER COOLED CONDENSING UNITS

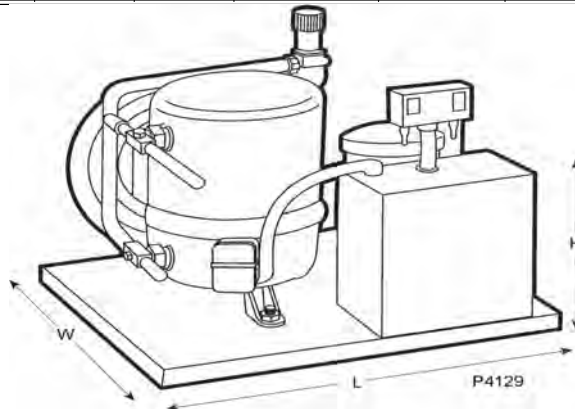
CONDENSING UNIT MODEL	COMPRESSOR MODEL	APPROX SHIPPING WT (lb)	DIMENSIONS (in)						CONNECTIONS (in)			RECEIVER CAPACITY (lb @ 90%)
			L	W	H	Mounting CentersML	Mounting CentersMW	Liquid(Flare)	Suction(ODS)	Water(FPT)		
CM(E)W18*	MT(Z)18JA	135	24	18	15-3/4	22	16	3/8	5/8	3/8	10.0	
CM(E)W22*	MT(Z)22JC	140	24	18	15-3/4	22	16	3/8	5/8	3/8	10.0	
CM(E)W28*	MT(Z)28JE	140	24	18	15-3/4	22	16	3/8	7/8	1/2	10.0	
CM(E)W36*	MT(Z)36JG	140	25-1/4	21	22	23-1/4	19	1/2	7/8	1/2	10.0	
CM(E)W50*	MT(Z)50HK	190	25-1/4	21	22	23-1/4	19	1/2	7/8	3/4	16.0	
CM(E)W64*	MT(Z)64HM	190	25-1/4	21	22	23-1/4	19	1/2	7/8	3/4	16.0	
CM(E)W72*	MT(Z)72HN	195	25-1/4	21	22	23-1/4	19	1/2	1-1/8	3/4	16.0	
CM(E)W80*	MT(Z)80HP	195	25-1/4	21	22	23-1/4	19	1/2	1-1/8	3/4	16.0	
CM(E)W100*	MT(Z)100HS	290	31-1/2	28-3/8	25	30-1/2	26-3/8	1/2	1-1/8	1	26.0	
CM(E)W125*	MT(Z)125HU	290	31-1/2	28-3/8	25	30-1/2	26-3/8	1/2	1-1/8	1	26.0	
CM(E)W144*	MT(Z)144HV	290	31-1/2	28-3/8	25	30-1/2	26-3/8	1/2	1-1/8	1	26.0	
CM(E)W160*	MT(Z)160HW	290	31-1/2	28-3/8	25	30-1/2	26-3/8	1/2	1-1/8	1	26.0	
CL(E)W22*	LT(Z)22JE	140	24	18	15-3/4	22	16	3/8	5/8	3/8	10.0	
CL(E)W28*	LT(Z)28JH	140	24	18	15-3/4	22	16	3/8	7/8	3/8	10.0	
CL(E)W44*	LT(Z)44HM	180	25-1/4	21	19-1/2	23-1/4	19	1/2	7/8	1/2	16.0	
CL(E)W50*	LT(Z)50HP	190	25-1/4	21	22	23-1/4	19	1/2	7/8	1/2	16.0	
CL(E)W88*	LT(Z)88HU	270	31-1/2	28-3/8	25	30-1/2	26-3/8	1/2	1-1/8	3/4	26.0	
CL(E)W100*	LT(Z)100HW	290	31-1/2	28-3/8	25	30-1/2	26-3/8	1/2	1-1/8	3/4	26.0	

*Voltage Code.

ML = distance between mounting holes on "L" side.

MW = distance between mounting holes on "W" side.

NOTE: CMT(E)W indicates CMTW or CMTEW. CLT(E) indicates CLTW or CLTEW.



Compressors, Chillers, Condensers
 Motors
 Electrical
 Heating Components
 Indoor Air Quality
 Thermostats
 Oils & Chemicals
 Accessories, Supplies & Commodities
 Tools & Instruments
 Refrigeration

DANFOSS-MANEUROP CONDENSING UNIT SPECIFICATIONS (cont)

Water Cooled Condensing Unit Accessories

Water Cooled Condensers

Part No	Description L x W x H (in.)	Medium Temp: CMW = R-22; CMEW = R-134a												Low Temp CLW = R-502; CLEW = R-404A/R					
		CMW CMEW 18	CMW CMEW 22	CMW CMEW 28	CMW CMEW 36	CMW CMEW 50	CMW CMEW 64	CMW CMEW 72	CMW CMEW 80	CMW CMEW 100	CMW CMEW 125	CMW CMEW 144	CMW CMEW 160	CLW CLEW 22	CLW CLEW 28	CLW CLEW 44	CLW CLEW 50	CLW CLEW 88	CLW CLEW 100
		7402501	Condenser Only	X	X											X	X		
7402503	Condenser Only			X	X														
7402504	Condenser Only					X										X	X		
7402505	Condenser Only						X											X	
7402506	Condenser Only							X	X										
7402510	Condenser Only									X									
7402511	Condenser Only										X								
7402512	Condenser Only											X	X						

Water Valves

Part No	Description	Medium Temp: CMW = R-22; CMEW = R-134a												Low Temp CLW = R-502; CLEW = R-404A/R					
		CMW CMEW 18	CMW CMEW 22	CMW CMEW 28	CMW CMEW 36	CMW CMEW 50	CMW CMEW 64	CMW CMEW 72	CMW CMEW 80	CMW CMEW 100	CMW CMEW 125	CMW CMEW 144	CMW CMEW 160	CLW CLEW 22	CLW CLEW 28	CLW CLEW 44	CLW CLEW 50	CLW CLEW 88	CLW CLEW 100
6804532	3/8-in.Danfoss WVFX 10	X	X											X	X				
6804531	1/2-in.Danfoss WVFX 15			X	X											X	X		
6804530	3/4-in.Danfoss WVFX 20					X	X	X	X									X	
6804546	1-in.Danfoss WVFX 25									X	X	X	X						

Receivers

Part No	Description	Medium Temp: CMW = R-22; CMEW = R-134a												Low Temp CLW = R-502; CLEW = R-404A/R					
		CMW CMEW 18	CMW CMEW 22	CMW CMEW 28	CMW CMEW 36	CMW CMEW 50	CMW CMEW 64	CMW CMEW 72	CMW CMEW 80	CMW CMEW 100	CMW CMEW 125	CMW CMEW 144	CMW CMEW 160	CLW CLEW 22	CLW CLEW 28	CLW CLEW 44	CLW CLEW 50	CLW CLEW 88	CLW CLEW 100
6808517	Receiver 5x12	X	X	X	X									X	X				
6808507*	Receiver 6x18					X	X	X	X							X	X		
6808510*	Receiver 8-5/8x18									X	X	X	X					X	
6804527	Receiver Valve 1-in. Rx 1 / 2 in. SAE(*required)					X	X	X	X	X	X	X	X	X	X	X	X	X	X

Run Capacitors

Part No	Description	Medium Temp: CMW = R-22; CMEW = R-134a												Low Temp CLW = R-502; CLEW = R-404A/R					
		CMW CMEW 18	CMW CMEW 22	CMW CMEW 28	CMW CMEW 36	CMW CMEW 50	CMW CMEW 64	CMW CMEW 72	CMW CMEW 80	CMW CMEW 100	CMW CMEW 125	CMW CMEW 144	CMW CMEW 160	CLW CLEW 22	CLW CLEW 28	CLW CLEW 44	CLW CLEW 50	CLW CLEW 88	CLW CLEW 100
7304533	25 MFG 440 VAC	X																	
7304519	35 MFG 440 VAC																		
7304522	45 MFG 440 VAC		X		X	X	X							X		X	X		
7304523	55 MFG 440 VAC							X											
7304528	50 MFG 440 VAC			X											X				

Pre-wired Start Relay and Capacitor Assembly

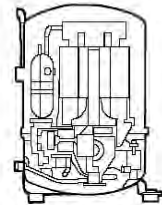

Part No	Description	Medium Temp: CMW=R-22; CMEW=R-134a												Low Temp: CLW = R-502; CLEW = R-404A/R					
		CMW CMEW 18	CMW CMEW 22	CMW CMEW 28	CMW CMEW 36	CMW CMEW 50	CMW CMEW 64	CMW CMEW 72	CMW CMEW 80	CMW CMEW 100	CMW CMEW 125	CMW CMEW 144	CMW CMEW 160	CLW CLEW 22	CLW CLEW 28	CLW CLEW 44	CLW CLEW 50	CLW CLEW 88	CLW CLEW 100
7305548	All Units Except Ones Using MT(Z) 18-1		X	X	X	X	X	X	X	X	X	X	X	X	X	X	X	X	X
7305541	For Units Using MT(Z) 18-1	X																	

DANFOSS-MANEUROP RECIPROCATING COMPRESSORS

RECIPROCATING COMPRESSORS — TYPE MT/MTZ

INTRODUCTION

Maneurop reciprocating compressors are designed for residential and light commercial air conditioning applications as well as refrigeration applications. Thanks to the very large internal volume, large oil sump, the sturdy design of compressor parts and its 100% suction gas cooled motor, the Maneurop reciprocating compressor has proven its ability to withstand the most harsh conditions where other compressors may fail.




Serial Number Nomenclature

Format: AB CC DDDDDDD

Where A = year built, B = month built, CC = Factory code, DDDDDDD = Serial number Example: MC 10 5264747 = compressor built in March 2001 at Trevoux factory

Year	Month	Factory Code
F = 1995	A = Jan	10 = Trevoux, France
G = 1996	B = Feb	11 = Anse, France
H = 1997	C = March	14 = Lawrenceville, GA
J = 1998	D = April	
K = 1999	E = May	
L = 2000	F = June	
M = 2001	G = July	
N = 2002	H = Aug	
P = 2003	J = Sept	
Q = 2004	K = Oct	
	L = Nov	
	M = Dec	



Refrigeration

Compressors, Chillers, Condensers
 Motors
 Electrical
 Heating Components
 Indoor Air Quality
 Thermostats
 Oils & Chemicals
 Accessories, Supplies & Commodities
 Tools & Instruments
 Refrigeration

DANFOSS-MANEUROP RECIPROCATING COMPRESSORS

RECIPROCATING COMPRESSORS — TYPE MT/MTZ(cont)

PART NO	AVAILABLE MOTOR CODES*	DISCHARGE CONN(in)	SUCTION CONN(in)	HP	MT-R 22			MTZ-R 407C			MTZ-R 134a			MTZ-R 404A/507A			MCC	SHIP WT(lb)	
					LRA	kW	Btuh	EER	kW	Btuh	EER	kW	Btuh	EER	kW	Btuh			EER
MT/MTZ18	1,3,4	1	1	1.5	51	1.74	15,900	9.15	1.67	15,300	9.13	1.22	11,200	9.2	1.76	10,300	5.1	13	50
MT/MTZ22	1,3,4	1	1-1/4	2	49.3	2.27	22,000	9.68	2.17	19,600	9	1.54	14,800	9.63	2.05	14,100	6.01	17	50
MT/MTZ28	1,3,4	1	1-1/4	2.5	81	3.07	30,200	9.86	2.83	25,100	8.9	2.04	19,300	9.42	2.68	18,300	5.96	25	55
MT/MTZ32	1,3,4	1	1-1/4	2.75	84	3.58	33,000	9.22	3.21	28,400	8.86	2.39	20,900	8.76	2.99	20,100	5.85	26.5	60
MT/MTZ36	1,3,4	1	1-1/4	3	84	4.05	38,000	9.38	3.75	32,700	8.73	2.75	24,500	8.91	3.34	23,200	6.05	30	60
MT/MTZ40	1,3,4	1	1-1/4	3.5	99	4.63	42,900	9.27	4.33	37,400	8.64	3.08	27,900	9.03	3.77	26,400	6.11	34	60
MT/MTZ44	1,3,4	1-1/4	1-3/4	4	97	4.67	45,200	9.69	4.37	43,000	9.84	3.14	29,800	9.51	4.18	27,800	6.65	31	85
MT/MTZ50	1,3,4	1-1/4	1-3/4	4.5	114	5.18	50,500	9.74	4.96	48,100	9.71	3.6	34,500	9.57	4.83	32,500	6.73	36	85
MT/MTZ56	1,3,4,7	1-1/4	1	5	146	6.05	56,400	9.32	5.67	54,300	9.59	3.95	38,000	9.62	5.44	36,500	6.71	46	90
MT/MTZ64	1,3,4	1-1/4	1-3/4	5.5	148	6.8	64,800	9.53	6.36	60,400	9.5	4.68	45,300	9.66	6.12	41,500	6.78	53	90
MT/MTZ72	3,4	1-1/4	1-3/4	6	135	7.58	70,100	9.26	7.22	67,900	9.41	5.19	50,000	9.63	6.91	46,500	6.72	31	90
MT/MTZ80	3,4	1-1/4	1-3/4	7	140	8.56	80,000	9.35	8.24	76,900	9.33	6	56,500	9.42	8.03	52,500	6.54	36	90
MT/MTZ100	3,4,7	1-1/4	1-3/4	9	157	9.59	95,900	10	9.9	94,400	9.53	6.5	63,900	9.84	8.72	60,800	6.07	43	145
MT/MTZ125	3,4,7	1-1/4	1-3/4	10	210	12.81	124,600	9.73	12.62	122,100	9.67	7.72	78,900	10.22	11.37	78,400	6	54	150
MT/MTZ144	3,4,7	1-1/4	1-3/4	12	259	14.36	140,700	9.8	14.47	137,200	9.48	9.82	96,900	9.87	13	92,300	6.19	64	155
MT/MTZ160	3,4,7	1-1/4	1-3/4	13.5	259	16.09	156,800	9.75	16.67	155,100	9.31	10.92	107,600	9.85	14.74	100,300	5.93	70	165

*Motor Codes:

Code	Description
1	208-230V / 1ph / 60Hz
3	200-230V / 3ph / 60Hz
4	460V / 3ph / 60Hz
7	575V / 3ph / 60hz

LEGEND

LRA — Locked Rotor Amps

MCC — Maximum Continuous Current (A)

NOTES: Ratings at ARI conditions for R-134a/R-22/R-407C: 45°F evap, 130°F cond, 15°F subcooling, 20°F superheat.

Ratings at ARI conditions for R-404A/R-507: 20°F evap, 120°F cond, 15°F subcooling, 20°F superheat

Refrigeration

DANFOSS-MANEUROP RECIPROCATING COMPRESSORS

RECIPROCATING COMPRESSORS — TYPE MT/MTZ(contt)

Reciprocating Compressor Accessories

Part No	Description	COMPRESSOR TYPES AND SIZES																								
		Type MT / MTZ														Type LT / LTZ										
		18	22	28	32	36	40	44	50	56	64	72	80	100	125	144	160	22	28	44	50	88	100			
Rotolock valves																										
6804500	Rotolock 1 in, R x 3/8 in. S	X	X	X	X	X	X														X	X				
6804501	Rotolock 1 in, R x 1/2 in. S	X	X	X	X	X	X														X	X				
6804502	Rotolock 1-1/4 in. R x 5/8 in. S		X	X	X	X	X														X	X				
6804503	Rotolock 1-1/4 in. R x 5/8 in. S		X	X	X	X	X	X	X	X	X	X	X	X	X	X	X	X	X	X	X	X	X	X	X	X
6804504	Rotolock 1-1/4in.Rx7/8in.S		X	X	X	X	X	X	X	X	X	X	X	X	X	X	X	X	X	X	X	X	X	X	X	X
6804505	Rotolock 1-3/4in.Rx7/8in.S							X	X	X	X	X	X	X	X	X	X	X	X	X			X	X	X	X
6804506	Rotolock 1-3/4in.Rx1-1/8in.S							X	X	X	X	X	X	X	X	X	X	X	X	X			X	X	X	X
6804010	Rotolock 1-3/4in.Rx1-3/8in.S							X	X	X	X	X	X	X	X	X	X	X	X	X			X	X	X	X
8156009	Complete Teflon Gasket Kit	X	X	X	X	X	X	X	X	X	X	X	X	X	X	X	X	X	X	X	X	X	X	X	X	X
Rotolock Solder Sleeves (non standard sizes)																										
8153012	1-1/4 in. R x 7/8 in. S		X	X	X	X	X	X	X	X	X	X	X	X	X	X	X	X	X	X			X	X	X	X
8153003	1-3/4 in. R x 1-3/8 in. S							X	X	X	X	X	X	X	X	X	X	X	X	X			X	X	X	X
Rotolock Nuts																										
Part No	Description	Type MT / MTZ														Type LT / LTZ										
A104174P01	1-1/4 in. Rotolock Nut		X	X	X	X	X	X	X	X	X	X	X	X	X	X	X	X	X	X	X	X	X	X	X	X
A104174P02	1-3/4 in. Rotolock Nut							X	X	X	X	X	X	X	X	X	X	X	X	X			X	X	X	X
A104174P03	1in. Rotolock Nut	X	X	X	X	X	X														X	X				
Installation / Mounting Kits (* some mounting kits are voltage specific)																										
Part No	Description	Type MT / MTZ														Type LT / LTZ										
5710058P01	Mounting kids include		X	X	X	X																X	X			
5710058P02	mounting grommets,	X	X	X																						
5710058P03	sleeves, nuts bolts washers,																							X		
5710058P04	also included are solder							X	X	X	X	X											X			
5710058P05	sleeves, te on gaskets and installation instructions															X	X	X	X						X	X
Crankcase Heaters																										
Part No	Description	Type MT / MTZ														Type LT / LTZ										
PTC	35 watt,200-600 volt	X	X	X	X	X	X	X	X	X	X	X	X	X	X	X	X	X	X	X	X	X	X	X	X	X
Oil Sight Glass																										
Part No	Description	Type MT / MTZ														Type LT / LTZ										
6204001	Oil sight glass(all models)	X	X	X	X	X	X	X	X	X	X	X	X	X	X	X	X	X	X	X	X	X	X	X	X	X
Acoustic Hoods																										
Part No	Description	Type MT / MTZ														Type LT / LTZ										
7755001	Acoustic Hoods	X	X	X	X	X	X														X	X				
7755002	Acoustic Hoods							X	X	X	X	X	X										X	X		
7755003	Acoustic Hoods														X	X	X	X							X	X

Compressors,
Chillers, Condensers

Motors

Electrical

Heating
Components

Indoor Air
Quality

Thermostats

Oils &
Chemicals

Accessories, Supplies
& Commodities

Tools &
Instruments

Refrigeration

Refrigeration

Compressors, Chillers, Condensers
 Motors
 Electrical
 Heating Components
 Indoor Air Quality
 Thermostats
 Oils & Chemicals
 Accessories, Supplies & Commodities
 Tools & Instruments
 Refrigeration

DANFOSS-MANEUROP RECIPROCATING COMPRESSORS

RECIPROCATING COMPRESSORS — TYPE LT/LTZ

PART NO	AVAILABLE MOTOR CODES*	HP	R-404A/R-507A LTZ				R-502 LT				MCC	LRA	DISCHARGE CONN. (in.)	SUCTION CONN. (in.)	SHIP WT (lb)
			-10° F Evap		-30° F Evap		-10° F Evap		-30° F Evap						
			Kw	Btuh	Kw	Btuh	Kw	Btuh	Kw	Btuh					
LT/LTZ22	1,3,4	2	1-1/4	1.75	5,230	1.16	2,950	1.81	5,925	1.2	2,720	49.3	17	1	50
LT/LTZ28	1,3,4	2.5	1-1/4	2.58	7,890	1.7	4,510	2.71	9,805	1.8	5,385	81	25	1	50
LT/LTZ44	1,3,4	4	1-3/4	4.37	13,520	3.1	7,540	4.02	16,051	2.75	7,820	103	34	1-1/4	80
LT/LTZ50	1,3,4	4.5	1-3/4	5.46	17,470	3.93	10,360	5.33	19,027	3.65	10,420	143	37	1-1/4	85
LT/LTZ88	3,4	7.5	1-3/4	8.32	26,860	5.86	14,440	7.74	29,427	5.3	16,000	157	43	1-1/4	140
LT/LTZ100	3,4	9	1-3/4	10.56	35,480	7.23	19,930	10.32	38,911	7.25	22,615	210	54	1-1/4	150

*Motor Codes

Code	Description
1	208-230V / 1ph / 60Hz
3	200-230V / 3ph / 60Hz
4	460V / 3ph / 60Hz

LEGEND

LRA — Locked Rotor Amps

MCC — Maximum Continuous Current (A)

*Rated Condition: R-404A/R-507, -10°F Evap, 130°F Cond, 15°F subcooling, 20°F superheat.

**Rated Condition: R-404A/R-507, -30°F Evap, 120°F Cond, 15°F subcooling, 20°F superheat

